

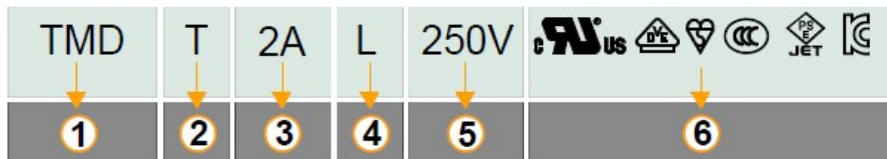


1. 適用範圍 / SCOPE

TMD 系列小型保險絲，適用於一般電子設備。
TMD series Cartridge -Fuse, used in electronic equipment.

2. 產品型號 / TYPE

例「example」：



- ① 系列號 / Series Number
- ② 特性符號 / Characteristic Symbol
- ③ 額定電流 / Rated Current
- ④ 斷路容量符號 / Breaking Capacity Symbol
- ⑤ 額定電壓 / Rated Voltage
- ⑥ 認證符號 / Approved Symbol

3. 額定電流和額定電壓/ RATED CURRENT AND RATED VOLTAGE

額定電流 / Rated Current:
100mA~15A
額定電壓 / Rated Voltage:
250VAC

4. 標示 / MARKING

保險絲兩端銅帽上需有下列標示/The fuses cap shall have the following marking

①規 格：製造工廠的商標+額定電流+額定電壓

Specification: The Manufacture's Logo + Rated Current + Rated Voltage

100mA ~ 800mA : ⚡ T__ mA L 250V
1A ~ 6.3A : ⚡ T__ A L250V
8A ~ 15A : ⚡ T__ A L 250V

②系列號+認證符號

Trade mark: Part Number + Approved Symbol.

100mA~800mA :	TMD	
1A ~ 6.3A :	TMD	
8A 、 10A:	TMD	
12.5A:	TMD	
12A 、 15A:	TMD	

注意 / Note:

對標示的大小和位置沒有規定 / Size and position of the markings shall not be provided.


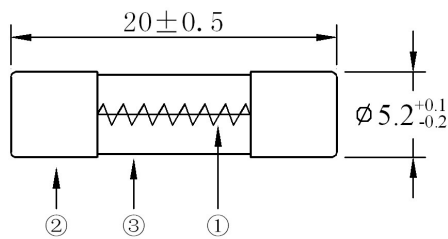
5. 外觀及形狀 / APPEARANCES AND CONFIGURATION

5-1 外觀：不應有破碎、明顯的汗斑/Apearances: There shall not be break up and any remarkable blotch.

5-2 形狀：小型保險絲/ Configuration: Miniature-Fuse.

6. 工程圖和結構 / OUTLINE DRAWING AND STRUCTURE

6-1 工程圖 (單位：mm) / Outline Drawing and Dimensions (Unit: mm)



6-2 結構 / Structure

編號 No.	元件 Component	材質 Material	數量 Quantity
①	熔絲 Wire	合金 Alloy	1
②	銅帽 Cap	黃銅鍍鎳 Brass with nickel plated	2
③	本體 Body	玻璃管 Glass Tube	1

7. 產品特性 / PRODUCT CHARACTERISTICS

7-1 拉力測試/Tensile test

軸向拉力 5 牛頓 · 持續 60 秒/Pulling the cap of the fuse with 5 N at axial direction keep 60 sec.

7-2 推力測試/Thrust test

軸向推力 2 牛頓 · 持續 10 ± 1 秒/Thrust two cap's bottom of the fuse with 2N at axial direction keep 10 ± 1 sec.



8. 電氣特性 / ELECTRICAL CHARACTERISTICS

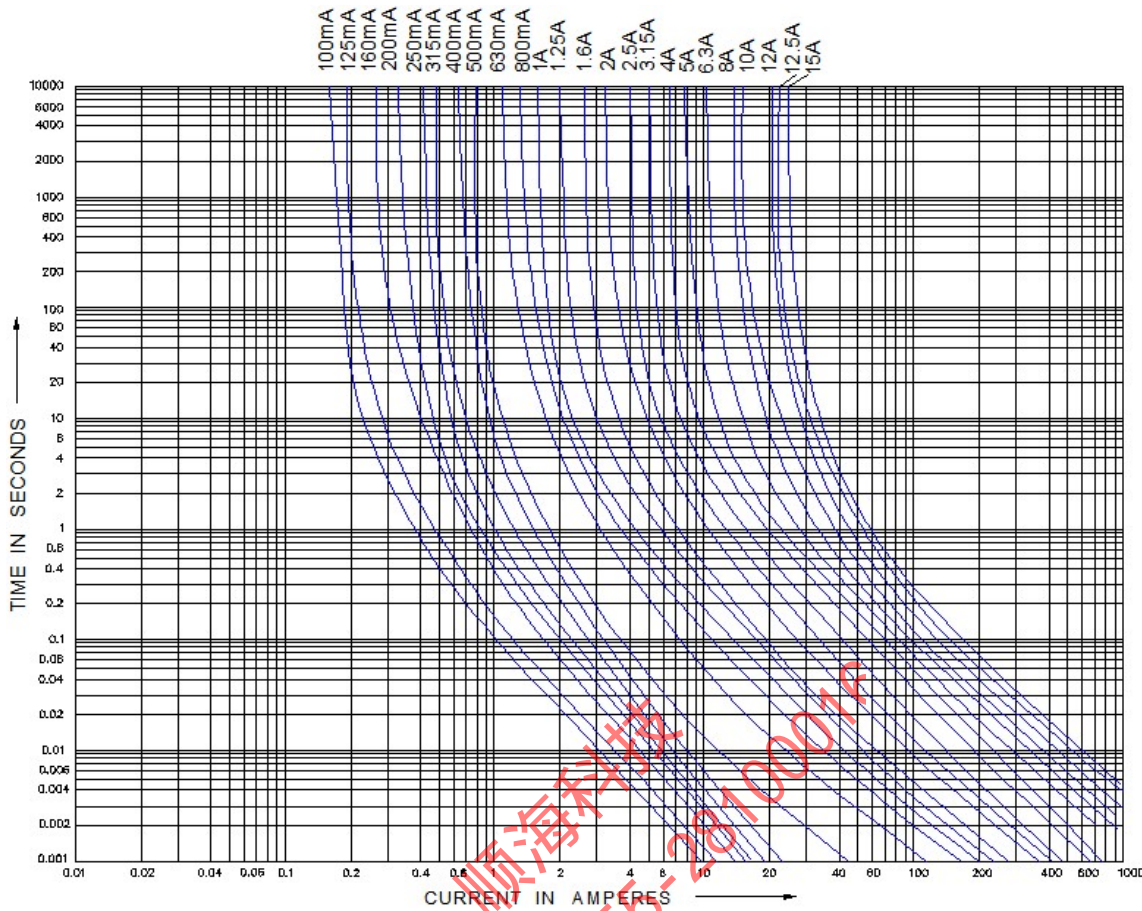
8-1 熔斷 / 電流特性 : Pre-Arcing Time / Current Characteristic (limits)

RATED CURRENT	2.1 In	2.75 In		4 In		10 In	
	Max.	Min.	Max.	Min.	Max.	Min.	Max.
100mA	2 min	200 ms	10 s	40 ms	3 s	10 ms	300 ms
Above 100mA to 15A	2 min	600 ms	10 s	150 ms	3 s	20 ms	300 ms

8-2 產品規格/Specification

額定電流 Rated Current	冷電阻 Cold resistance	最大電壓降 Max Voltage Drop (mV)	最大功耗 Max Power Dissipation (mW)	I ² T 值 I ² T Value (A ² Sec@8ms)
100mA	9.118Ω	2500	1600	0.0732
125mA	6.845Ω	2000		0.148
160mA	3.520Ω	1900		0.219
200mA	2.940Ω	1500		0.39
250mA	1.693Ω	1300		0.68
315mA	1.020Ω	1100		1.09
400mA	0.617Ω	1000		2.17
500mA	0.471Ω	900		3.38
630mA	0.290Ω	300		5.12
800mA	0.183Ω	250		10.6
1A	0.112Ω	150		14.8
1.25A	94.50mΩ	150		26.5
1.6A	60.34mΩ	150		44.7
2A	44.26mΩ	150		96
2.5A	32.50mΩ	120		135
3.15A	30.70mΩ	100		210
4A	18.45mΩ	100		330
5A	14.60mΩ	100		530
6.3A	10.45mΩ	100		716
8A	8.47mΩ	100		412
10A	6.60mΩ	100	719	
12A	6.00mΩ	100	990	
12.5A	4.40mΩ	100	1266	
15A	4.00mΩ	100	1944	

8-3 時間電流曲線/Time-Current Curve



8-4 分斷能力 / Breaking Capacity

UL	100mA~3.15A	35A/250V AC
	4~15A	10*InA/250V AC
VDE	100mA~3.15A	35A/250V AC
	4~15A	10*InA/250V AC
BSI	100mA~3.15A	35A/250V AC
	4~6.3A	10*InA/250V AC
CCC	100mA~3.15A	35A/250V AC
	4~6.3A	10*InA/250V AC
CQC	8A、10A、12.5A	10*InA/250V AC
PSE	1A~3.15A	35A/250V AC
	4~15A	10*InA/250V AC
KC	100mA~3.15A	35A/250V AC
	4~15A	10*InA/250V AC

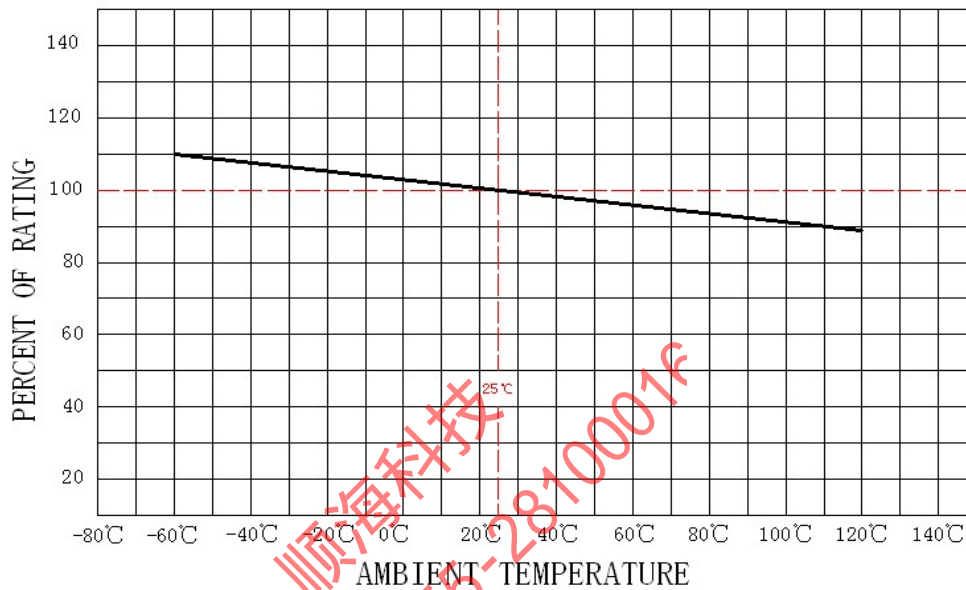


9. 環境特性 / ENVIRONMENTAL CHARACTERISTIC

9-1 操作溫度範圍: -55°C ~ 125°C / Operating Temperature:-55°C ~ 125°C

若貴司操作環境溫度超出 $25 \pm 5^\circ\text{C}$ 範圍，在選用保險絲規格時，需考慮操作環境溫度對保險絲的影響。
請參照：溫度-電流曲線圖

When choosing the fuse's specification, if the operating environmental temperature beyond the scope from $20 \sim 30^\circ\text{C}$, you should consider the environmental temperature's affection to fuses.
Please refer:Temperature-Current curve



9-2 存儲條件 / Storage Conditions

在溫度 $+10^\circ\text{C} \sim 60^\circ\text{C}$ 、相對濕度 $\leq 75\%$ 的密閉條件下可存放 3 年。

Under airtight in temperature $+10^\circ\text{C} \sim 60^\circ\text{C}$ 、relative humidity $\leq 75\%$ can store 3 years.

在溫度 $+10^\circ\text{C} \sim 60^\circ\text{C}$ 、相對濕度為 95%的非露天下最多可存放 30 天。

Without dew in temperature $+10^\circ\text{C} \sim 60^\circ\text{C}$ 、relative humidity be 95% maximum value for 30days.

10. 安裝方式及條件 / INSTALLATION WAY AND PARAMETERS


10-1 建議如下圖安裝方式安裝，並滿足所要求的尺寸。

Propose that the following picture installation way is installed, and satisfied the required size.



10-2 建議客戶焊接參數 / Recommended Customer Soldering Parameters

- 波峰焊參數 / Wave Parameters
- 錫爐溫度 / Solder Pot Temperature: 260°C Max
- 焊接時間 / Solder Dwell Time: 2~5s
- 手工焊參數 / Hand-Solder Parameters
- 烙鐵溫度 / Solder Iron Temperature: 350±5°C
- 焊接時間 / Heating Time: 5s Max



11. 其他使用注意事項 / OTHER NOTICE IN USED


如果需在保險絲上加熱縮套管，烘烤溫度與時間需參照以下規定。

If need to add heat draws back the sleeve pipe on the fuse, it needs to consult the following regulation to toast temperature and time.

溫度 temperature	120°C	130°C	140°C	150°C	160°C	170°C	180°C
時間 time	Max 80s	Max 75s	Max 70s	Max 65s	Max 60s	Max 55s	Max 50s

12. 安全認證及編號 / STANDARDS AND APPROVALS

UL	E56092(100mA~15A)	
VDE	40018200(100mA~10A)	40018201(12A ~15A)
BSI	KM70911(100mA~6.3A)	
CCC	2020970207000227 (100mA~6.3A)	
CQC	CQC08012023812(8A~12.5A)	
PSE	JET2179-31003-2003(1A~5A 250V)	JET2179-31003-2004(5.1A~15A 250V)
KC	SU05015-5007(100mA~250mA)	SU05015-5008(315mA~400mA)
	SU05015-5006(500mA~800mA)	SU05015-5004(1A~2.5A)
	SU05015-5003 (3.15A~4A)	SU05015-5005(5A~6.3A)
	SU05015-12009(8A~15A)	



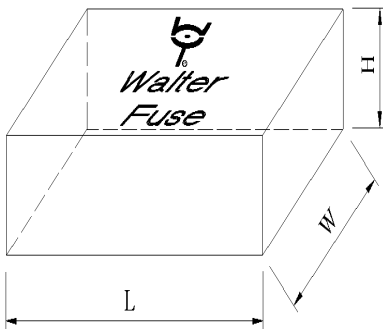
13. 包裝 / PACKING

13-1 包裝數量 / Packing Quantity

A : 每內盒裝 1000 個保險絲 / 1000pcs per inner box .

B : 每外箱裝 10 內盒保險絲 / 10 inner boxes per outer box .

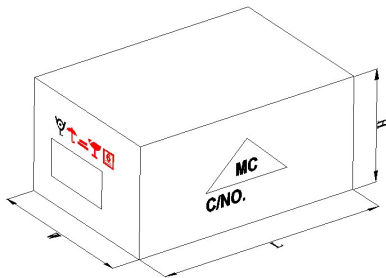
13-2 內包裝盒 / Inner box of packing



單位 / Unit : mm

L	W	H
157±3	124±3	84±2

13-3 外包裝箱 / Outer box of packing



單位 / Unit : mm

L	W	H
445±5	270±5	190±5

順海科技
0755-28100016

14. 其他 / OTHERS

14-1 如果在使用中有超出本規格書的要求，必須經由雙方協商確認。

In the event that an impropriety is found beyond this specification, it shall be fixed by mutual agreement between the parties.

14-2 如果本規格書有不適當的情況，必須通過雙方協商並由本公司修改。

In the event that an impropriety is found in this specification, SUZHOU WALTER ELECTRONIC CO., LTD. shall amend it by mutual agreement between the parties.

版次	製作	確認	審核
第16版	程正永 2021/12/20	饒紅 2021/12/20	Russel.Hsu 2021/12/20

JDYX2.E56092 - FUSES, SUPPLEMENTAL - COMPONENT

Fuses, Supplemental - Component

See General Information for Fuses, Supplemental - Component

SUZHOU WALTER ELECTRONIC CO LTD

NO.99 Xinli Road
Fenhu Technic Development Zone
Wujiang, Jiangsu 215211 CHINA

E56092

Supplemental fuses

Cat. No.	Size mm(in)	Amps (A)	Volts (V)	Interrupting Rating (A)
MTG	6.35 x 31.75 (0.25 x 1.25)	10 - 20	250Vac	300

Supplemental fuses: cartridge enclosed

Cat. No.	Size mm(in)	Amps (A)	Volts (V)	Interrupting Rating (A)
FSD	5 x 20 (0.20 x 0.79)	0.2 - 3.15	250Vac	35
		4 - 15	250Vac	10x Ampere rating
		0.2 - 6.3	125Vdc	35
		0.2 - 6.3	125Vac	10000
MGF	6.35 x 31.5 (0.25 x 1.24)	0.125 - 10	125Vac	10000
		3.6 - 10	250Vac	200
SGF	5.2 x 20 (0.20 x 0.79)	0.25 - 0.8	125Vac	10000
		0.25 - 0.8	250Vac	35
		1 - 3.5	125Vac	10000
		1 - 3.5	250Vac	100
		4 - 7	125Vac	10000
TMD	5 x 20 (0.20 x 0.79)	0.1 - 3.5	250Vac	35
		0.1 - 6.3	125Vdc	35
		0.1 - 6.3	125Vac	10000

		3.6 - 6.3	250Vac	10x Ampere rating
		8 - 15	125Vac	10x Ampere rating
		8 - 15	250Vac	10x Ampere rating
TME	5.2 x 20 (0.20 x 0.79)	0.1 - 16	250Vac	150
TSD	5 x 20 (0.20 x 0.79)	0.1 - 3.5	250Vac	35
		3.6 - 6.3	250Vac	10x Ampere rating
		0.1 - 6.3	125Vac	10000
		0.1 - 6.3	125Vdc	35

Supplemental fuses: filled-tube

Cat. No.	Size mm(in)	Amps (A)	Volts (V)	Interrupting Rating (A)
WM40 followed by ".", followed by 0.1 to 50, followed by P or blank.				
	6.3 x 31.75 (0.25 x 1.25)	0.1 - 50	250Vac	1000
		0.1 - 30	660Vac	1000
		0.1 - 30	660Vdc	1000
		0.1 - 12	600Vdc	10000
		0.1 - 12	1000Vdc	10000
		0.1 - 50	150Vdc	1000
		0.1 - 12	600Vac	10000
		0.1 - 12	1000Vac	10000
		0.1 - 30	400Vac	1000
		0.1 - 30	400Vdc	1000
		0.1 - 12	300Vac	10000
		0.1 - 12	300Vdc	10000
WM55-XX XX represents rated current				
	6.3 x 31.75 (0.25 x 1.25)	0.1 - 50	250Vac	1000
		0.1 - 30	660Vac	1000
		0.1 - 30	660Vdc	1000
		0.1 - 12	600Vdc	10000
		0.1 - 12	1000Vdc	10000
		0.1 - 50	150Vdc	1000

		0.1 - 12	600Vac	10000
		0.1 - 12	1000Vac	10000
		0.1 - 30	400Vac	1000
		0.1 - 30	400Vdc	1000
		0.1 - 12	300Vac	10000
		0.1 - 12	300Vdc	10000
WM55-XXP XX represents rated current				
	6.3 x 31.75 (0.25 x 1.25)	0.1 - 50	250Vac	1000
		0.1 - 30	660Vac	1000
		0.1 - 30	660Vdc	1000
		0.1 - 12	600Vdc	10000
		0.1 - 12	1000Vdc	10000
		0.1 - 50	150Vdc	1000
		0.1 - 12	600Vac	10000
		0.1 - 12	1000Vac	10000
		0.1 - 30	400Vac	1000
		0.1 - 30	400Vdc	1000
		0.1 - 12	300Vac	10000
		0.1 - 12	300Vdc	10000
WM70 followed by 0.1-50 and may followed by suffix P				
	6.3 x 25.4 (0.25 x 1.00)	0.1 - 20	250Vac	10000
		0.1 - 20	400Vdc	2000
		0.1 - 30	400Vdc	300
		0.1 - 50	75Vdc	2500
WM70. xxxP (xxx will be 0.1-50)				
	6.3 x 25.4 (0.25 x 1.00)	0.1 - 20	250Vac	10000
		0.1 - 20	400Vdc	2000
		0.1 - 30	400Vdc	300
		0.1 - 50	75Vdc	2500
WN10	-	0.1 - 20	600Vac	200
		0.1 - 20	500Vdc	300
		0.1 - 10	400Vdc	2000

		0.1 - 1	600Vac	1000
WN20	-	0.1 - 20	600Vac	200
		0.1 - 20	500Vdc	300
		0.1 - 10	400Vdc	2000
		0.1 - 1	600Vac	1000
WN30	-	0.1 - 20	600Vac	200
		0.1 - 20	500Vdc	300
		0.1 - 10	400Vdc	2000
		0.1 - 1	600Vac	1000

Supplemental fuses: filled-tube, cartridge enclosed

Cat. No.	Size mm(in)	Amps (A)	Volts (V)	Interrupting Rating (A)
FHC	5.2 x 20 (0.20 x 0.79)	8 - 25	420Vac	300
		8 - 25	420Vdc	300
FSC	5 x 20 (0.20 x 0.79)	0.25 - 6.3	125Vac	10000
		0.25 - 15	250Vac	1500
		0.25 - 6.3	125Vdc	35
MHC followed by 0.1, 0.2, 0.25, 0.315, 0.4, 0.5, 0.6, 0.75, 0.8, 1, 1.5, 2, 2.5, 3, 4, 5, 6.3, 7, 8, 10, 12, 15, 20, 25 or 30				
	6.4 x 31.75 (0.25 x 1.25)	0.1 - 30	500Vac	1000
		0.1 - 30	500Vdc	1000
		0.1 - 30	500Vac	30K
		0.1 - 30	500Vdc	20K
MTC	6.35 x 31.75 (0.25 x 1.25)	15 - 20	250Vac	1500
		25 - 30	250Vac	500
TSC	5 x 20 (0.20 x 0.79)	0.2 - 6.3	250Vac	1500
		0.2 - 6.3	125Vac	10000
		0.2 - 6.3	125Vdc	35
		8 - 10	250Vac	1500
		12 - 20	250Vac	1500
WM45-XX XX represents rated current				

	6.4 x 31.75 (0.25 x 1.25)	0.1 - 30	500Vac	1000
		0.1 - 30	500Vdc	1000
		0.1 - 30	500Vac	30K
		0.1 - 30	500Vdc	20K
		0.1 - 30	420Vac	1000
		0.1 - 30	420Vdc	1000
		0.1 - 30	420Vac	30k
		0.1 - 30	420Vdc	20k
		0.1 - 30	300Vdc	20k

Supplemental fuses: pigtail leads

Cat. No.	Size mm(in)	Amps (A)	Volts (V)	Interrupting Rating (A)
2040	12 x 9.5 x 6.5 (0.47 x 0.37 x 0.26)	0.8 - 4	250Vac	150
		0.8 - 4	300Vac	100
		5 - 6.3	250Vac	150
		5 - 6.3	300Vac	100
		0.8 - 4	250Vac	150
		0.8 - 4	300Vac	100
		5 - 6.3	250Vac	150
		5 - 6.3	300Vac	100
		0.8 - 4	250Vac	150
		0.8 - 4	300Vac	100
		5 - 6.3	250Vac	150
		5 - 6.3	300Vac	100
		0.8 - 4	250Vac	150
		0.8 - 4	300Vac	100
		5 - 6.3	250Vac	150
		5 - 6.3	300Vac	100
TNP	3.3 x 8.5 (0.13 x 0.33)	0.25 - 5	250Vac	50
		0.25 - 5	250Vac	50
		0.25 - 5	250Vac	50
		0.25 - 5	250Vac	50

		6.3	250Vac	63
		6.3	250Vac	63
		6.3	250Vac	63
		6.3	250Vac	63

Supplemental fuses: pigtail leads, cartridge enclosed

Cat. No.	Size mm(in)	Amps (A)	Volts (V)	Interrupting Rating (A)
FDP	3.6 x 10 (0.14 x 0.39)	0.5 - 3.15	250Vac	35
		4	250Vac	40
		5	250Vac	50
		6.3	250Vac	63
FSD+P	5 x 20 (0.20 x 0.79)	0.2 - 3.15	250Vac	35
		4 - 6.3	250Vac	10x Ampere rating
		0.2 - 6.3	125Vdc	35
		0.2 - 0.8	125Vac	10000
		8 - 15	125Vac	10x Ampere rating
		8 - 15	250Vac	10x Ampere rating
		1 - 6.3	125Vac	10000
MFP	6.35 x 31.5 (0.25 x 1.24)	0.125 - 10	125Vac	10000
		3.6 - 10	250Vac	200
SFP	5.2 x 20 (0.20 x 0.79)	0.25 - 0.8	125Vac	10000
		0.25 - 0.8	250Vac	35
		1 - 3.5	125Vac	10000
		1 - 3.5	250Vac	100
		4 - 7	125Vac	10000
TMD+P	5 x 20 (0.20 x 0.79)	0.1 - 3.5	250Vac	35
		0.1 - 6.3	125Vdc	35
		0.1 - 6.3	125Vac	10000
		3.6 - 6.3	250Vac	10x Ampere rating
		8 - 15	125Vac	10x Ampere rating
		8 - 15	250Vac	10x Ampere rating

TME+P	6 x 24 (0.24 x 0.94)	0.1 - 16	250Vac	150
TSD+P	5 x 20 (0.20 x 0.79)	0.1 - 3.5	250Vac	35
		3.6 - 6.3	250Vac	10x Ampere rating
		0.1 - 6.3	125Vac	10000
		0.1 - 6.3	125Vdc	35

Supplemental fuses: pigtail leads, filled-tube

Cat. No.	Size mm(in)	Amps (A)	Volts (V)	Interrupting Rating (A)
MTTP	6.76 x 32.8 (0.27 x 1.29)	40 - 50	250Vac	1000
		40 - 50	250Vac	300
WM10 followed by 0.1 to 50, followed by P				
	6.3 x 31.75 (0.25 x 1.25)	0.1 - 50	250Vac	1000
		0.1 - 30	660Vac	1000
		0.1 - 30	660Vdc	1000
		0.1 - 12	600Vdc	10000
		0.1 - 12	1000Vdc	10000
		0.1 - 50	150Vdc	1000
		0.1 - 12	600Vac	10000
		0.1 - 12	1000Vac	10000
		0.1 - 30	400Vac	1000
		0.1 - 30	400Vdc	1000
		0.1 - 12	300Vac	10000
		0.1 - 12	300Vdc	10000
WM20 followed by 0.1 to 50, followed by P				
	6.3 x 31.75 (0.25 x 1.25)	0.1 - 50	250Vac	1000
		0.1 - 30	660Vac	1000
		0.1 - 30	660Vdc	1000
		0.1 - 12	600Vdc	10000
		0.1 - 12	1000Vdc	10000
		0.1 - 50	150Vdc	1000
		0.1 - 12	600Vac	10000

		0.1 - 12	1000Vac	10000
		0.1 - 30	400Vac	1000
		0.1 - 30	400Vdc	1000
		0.1 - 12	300Vac	10000
		0.1 - 12	300Vdc	10000
WM30 followed by 0.1 to 50, followed by P				
	6.3 x 31.75 (0.25 x 1.25)	0.1 - 50	250Vac	1000
		0.1 - 30	660Vac	1000
		0.1 - 30	660Vdc	1000
		0.1 - 12	600Vdc	10000
		0.1 - 12	1000Vdc	10000
		0.1 - 50	150Vdc	1000
		0.1 - 12	600Vac	10000
		0.1 - 12	1000Vac	10000
		0.1 - 30	400Vac	1000
		0.1 - 30	400Vdc	1000
		0.1 - 12	300Vac	10000
		0.1 - 12	300Vdc	10000
WM40 followed by 0.1 to 50, followed by P				
	6.3 x 31.75 (0.25 x 1.25)	0.1 - 50	250Vac	1000
		0.1 - 30	660Vac	1000
		0.1 - 30	660Vdc	1000
		0.1 - 12	600Vdc	10000
		0.1 - 12	1000Vdc	10000
		0.1 - 50	150Vdc	1000
		0.1 - 12	600Vac	10000
		0.1 - 12	1000Vac	10000
		0.1 - 30	400Vac	1000
		0.1 - 30	400Vdc	1000
		0.1 - 12	300Vac	10000
		0.1 - 12	300Vdc	10000
WM50 followed by 0.1 to 50, followed by P				

	6.3 x 31.75 (0.25 x 1.25)	0.1 - 50	250Vac	1000
		0.1 - 30	660Vac	1000
		0.1 - 30	660Vdc	1000
		0.1 - 12	600Vdc	10000
		0.1 - 12	1000Vdc	10000
		0.1 - 50	150Vdc	1000
		0.1 - 12	600Vac	10000
		0.1 - 12	1000Vac	10000
		0.1 - 30	400Vac	1000
		0.1 - 30	400Vdc	1000
		0.1 - 12	300Vac	10000
		0.1 - 12	300Vdc	10000
WN10.XXXP (!), WN20.XXXP (!), WN30.XXXP (!)				
	-	0.1 - 20	600Vac	200
		0.1 - 20	500Vdc	300
		0.1 - 10	400Vdc	2000
		0.1 - 1	600Vac	1000

Supplemental fuses: pigtail leads, filled-tube, cartridge enclosed

Cat. No.	Size mm(in)	Amps (A)	Volts (V)	Interrupting Rating (A)
FHP	5.9 x 21.5 (0.23 x 0.85)	8 - 25	420Vac	300
		8 - 25	420Vdc	300
FSC+P	5 x 20 (0.20 x 0.79)	0.25 - 6.3	125Vac	10000
		0.25 - 15	250Vac	1500
		0.25 - 6.3	125Vdc	35
MHP followed by 0.1, 0.2, 0.25, 0.315, 0.4, 0.5, 0.6, 0.75, 0.8, 1, 1.5, 2, 2.5, 3, 4, 5, 6.3, 7, 8, 10, 12, 15, 20, 25 or 30				
	6.76 x 32.8 (0.27 x 1.29)	0.1 - 30	500Vac	1000
		0.1 - 30	500Vdc	1000
		0.1 - 30	500Vac	30K
		0.1 - 30	500Vdc	20K

MTP	6.35 x 31.75 (0.25 x 1.25)	15 - 20	250Vac	1500
		25 - 30	250Vac	500
TSC+P	5 x 20 (0.20 x 0.79)	0.2 - 6.3	250Vac	1500
		0.2 - 6.3	125Vac	10000
		0.2 - 6.3	125Vdc	35
		8 - 10	250Vac	1500
		12 - 20	250Vac	1500
TSS+P	5.6 x 19.5 (0.22 x 0.77)	3.15	125Vac	10000
		4	125Vac	10000
		3.15	250Vac	1500
		4	250Vac	1500
		3.15	125Vdc	35
		4	125Vdc	35
WM45-XXP XX represents rated current				
	6.76 x 32.8 (0.27 x 1.29)	0.1 - 30	500Vac	1000
		0.1 - 30	500Vdc	1000
		0.1 - 30	500Vac	30K
		0.1 - 30	500Vdc	20K
		0.1 - 30	420Vac	1000
		0.1 - 30	420Vdc	1000
		0.1 - 30	420Vac	30k
		0.1 - 30	420Vdc	20K
		0.1 - 30	300Vdc	20K
WN40-XX XX represents rated current				
	5.54 x 21.1 (0.22 x 0.83)	0.1 - 10	300Vac	3000
		0.1 - 10	300Vdc	3000
		0.1 - 30	300Vdc	300
		0.1 - 30	300Vac	300
WN40-XXP XX represents rated current				
	5.54 x 21.1 (0.22 x 0.83)	0.1 - 10	300Vac	3000

		0.1 - 10	300Vdc	3000
		0.1 - 30	300Vdc	300
		0.1 - 30	300Vac	300

Supplemental fuses: surface mount, cartridge enclosed

Cat. No.	Size mm(in)	Amps (A)	Volts (V)	Interrupting Rating (A)
1032SF, 1032SS	10.3 x 3.2 x 3.2 (0.41 x 0.13 x 0.13)	20 - 60	250Vac	100
		20 - 60	65Vac	300
		40 - 60	72Vdc	180
		40 - 60	60Vdc	600
		20 - 30	100Vdc	300
		20 - 30	72Vdc	500
		20 - 30	32Vdc	1000
1032ST	10.07 x 3.15 x 3.15 (0.40 x 0.12 x 0.12)	0.5 - 4	250Vac	50
		5	250Vac	50

Supplemental micro fuses

Cat. No.	Size mm(in)	Amps (A)	Volts (V)	Interrupting Rating (A)
1206SF	3.1 x 1.55 x 0.55 (0.12 x 0.06 x 0.02)	1	63Vdc	50
		1.5	63Vdc	50
1206SF(#) # is blank	0.64 (0.03)	20 - 30	32Vdc	300
		20 - 30	48Vdc	200
1206SF(*) * is blank	3.1 x 1.55 x 0.55 (0.12 x 0.06 x 0.02)	10.1 - 15	32Vdc	150
		8 - 10	32Vdc	150
2410F (@)	6.1 x 2.5 x 2.5 (0.24 x 0.10 x 0.10)	0.2 - 0.75	250Vac	35
		0.2 - 0.75	125Vdc	50
2410F(@)	6.1 x 2.5 x 2.5 (0.24 x 0.10 x 0.10)	1.0 - 5.0	250Vac	50
		1.0 - 5.0	125Vdc	50
2410H (@)	6.1 x 2.5 x 2.5 (0.24 x 0.10 x 0.10)	1.0 - 5.0	250Vac	50

		1.0 - 5.0	125Vdc	50
2410H (@)	6.1 x 2.5 x 2.5 (0.24 x 0.10 x 0.10)	0.2 - 0.75	250Vac	35
		0.2 - 0.75	125Vdc	50
6125SF (@)	6.0 x 2.5 x 2.5 (0.24 x 0.10 x 0.10)	12 - 20	65Vac	50
		12 - 20	65Vdc	50
6125SF (@)	6.0 x 2.5 x 2.5 (0.24 x 0.10 x 0.10)	0.4 - 10	125Vac	50
		0.4 - 10	160Vdc	50
		0.4 - 10	125Vdc	50
6125SF(@)	6.0 x 2.5 x 2.5 (0.24 x 0.10 x 0.10)	0.75 - 6.0	125Vac	50
		0.75 - 6.0	160Vdc	50
		0.75 - 6.0	125Vdc	50
6125SH (@)	6.0 x 2.5 x 2.5 (0.24 x 0.10 x 0.10)	12 - 20	65Vac	50
		12 - 20	65Vdc	50
6125SH (@)	6.0 x 2.5 x 2.5 (0.24 x 0.10 x 0.10)	0.75 - 6.0	125Vac	50
		0.75 - 6.0	160Vdc	50
		0.75 - 6.0	125Vdc	50
6125SH (@)	6.0 x 2.5 x 2.5 (0.24 x 0.10 x 0.10)	0.4 - 10	125Vac	50
		0.4 - 10	160Vdc	50
		0.4 - 10	125Vdc	50
F92, 1206T	3.2 x 1.6 (0.13 x 0.06)	0.8	63Vdc	50
		1	63Vdc	50
		1.25 - 1.75	63Vdc	50
		2 - 6	63Vdc	50
		6.3 - 10	63Vdc	50
		0.8	24Vdc	50
		0.8	32Vdc	50
		1	24Vdc	50
		1	32Vdc	50
		1.25 - 1.75	24Vdc	50

		1.25 - 1.75	32Vdc	50
		2 - 6	24Vdc	50
		2 - 6	32Vdc	50
		6.3 - 10	24Vdc	50
		6.3 - 10	32Vdc	50
F93, 1206F	3.2 x 1.6 x 0.6 (0.13 x 0.06 x 0.02)	0.5 - 0.8	125Vdc	50
		1 - 10	63Vdc	50
		1 - 10	24Vdc	50
		1 - 10	32Vdc	50
		0.5 - 0.8	24Vdc	50
		0.5 - 0.8	32Vdc	50
		0.5 - 0.8	63Vdc	50
J92, 0603T	1.6 x 0.8 x 0.6 (0.06 x 0.03 x 0.02)	1	32Vdc	50
		1.25 - 1.6	32Vdc	50
		1.75	32Vdc	50
		2 - 2.5	32Vdc	50
		3 - 3.5	32Vdc	50
		4 - 6	32Vdc	50
		1	24Vdc	50
		1.25 - 1.6	24Vdc	50
		1.75	24Vdc	50
		2 - 2.5	24Vdc	50
		3 - 3.5	24Vdc	50
		4 - 6	24Vdc	50
J93, 0603F	1.6 x 0.8 x 0.6 (0.06 x 0.03 x 0.02)	0.5 - 0.8	125Vdc	50
		1 - 6	63Vdc	50
		1 - 6	24Vdc	50
		1 - 6	32Vdc	50
		0.5 - 0.8	24Vdc	50
		0.5 - 0.8	32Vdc	50
		0.5 - 0.8	63Vdc	50

顺海科技
 0755-28100016

TSM	6.8 x 4 x 2.8 (0.27 x 0.16 x 0.11)	1 - 5	63Vdc	50
		1 - 5	125Vac	50

Supplemental micro fuses: filled-tube, surface mount, cartridge enclosed

Cat. No.	Size mm(in)	Amps (A)	Volts (V)	Interrupting Rating (A)
1032HB	10.25 x 3.38 x 3.38 (0.40 x 0.13 x 0.13)	1.25	250Vac	200

Supplemental micro fuses: pigtail leads

Cat. No.	Size mm(in)	Amps (A)	Volts (V)	Interrupting Rating (A)
2010	8.4 x 4.1 x 8.4 (0.33 x 0.16 x 0.33)	0.1 - 10	250Vac	130
		0.1 - 6.3	300Vac	50
		8 - 10	300Vac	100
FEP	3.7 x 8 (0.15 x 0.31)	0.25 - 2.5	250Vac	50
		3.15 - 6.3	250Vac	50
TBP	3.6 x 9.5 (0.14 x 0.37)	0.25 - 3.15	250Vac	35
		0.25 - 3.15	63Vdc	35
		4 - 6.3	250Vac	10x Ampere rating
		4 - 6.3	63Vdc	10x Ampere rating
TDP	3.6 x 9.5 (0.14 x 0.37)	0.25 - 3.15	250Vac	35
		4 - 6.3	250Vac	10xAmpere rating
TEP	3.7 x 8 (0.15 x 0.31)	0.25 - 3.15	250Vac	35
		4 - 6.3	250Vac	10 x Ampere Rating

Supplemental micro fuses: pigtail leads, filled-tube

Cat. No.	Size mm(in)	Amps (A)	Volts (V)	Interrupting Rating (A)
2000	8.3 x 7.8 (0.33 x 0.31)	0.1 - 6.3	250Vac	100
		0.1 - 6.3	300Vac	100
2020	8.4 x 4.1 x 5.3 (0.33 x 0.16 x 0.21)	0.1 - 6.3	250Vac	160
		0.1 - 6.3	300Vac	130

		0.1 - 6.3	400Vac	50
--	--	-----------	--------	----

Supplemental micro fuses: surface mount

Cat. No.	Size mm(in)	Amps (A)	Volts (V)	Interrupting Rating (A)
0402F	1.1 x 0.5 x 0.4 (0.04 x 0.02 x 0.02)	0.1 - 4	32Vdc	35

Supplemental micro fuses: surface mount, cartridge enclosed

Cat. No.	Size mm(in)	Amps (A)	Volts (V)	Interrupting Rating (A)
2410LT	6.4 x 2.6 x 2.6 (0.25 x 0.10 x 0.10)	0.5 - 6.3	250Vac	50
		0.5 - 6.3	125Vdc	80

(!) - ("XXX" represents current rating, i.e, 0.1 - 20)

(@) - followed by A,G,S or blank,and followed by F or blank.

Marking: Company name or tradename "Walter" or trademark  ,  ,  ,  and model designation.

Last Updated on 2019-10-19

The appearance of a company's name or product in this database does not in itself assure that products so identified have been manufactured under UL's Follow-Up Service. Only those products bearing the UL Mark should be considered to be Certified and covered under UL's Follow-Up Service. Always look for the Mark on the product.

UL permits the reproduction of the material contained in the Online Certification Directory subject to the following conditions: 1. The Guide Information, Assemblies, Constructions, Designs, Systems, and/or Certifications (files) must be presented in their entirety and in a non-misleading manner, without any manipulation of the data (or drawings). 2. The statement "Reprinted from the Online Certifications Directory with permission from UL" must appear adjacent to the extracted material. In addition, the reprinted material must include a copyright notice in the following format: "© 2019 UL LLC"

JDYX8.E56092 - FUSES, SUPPLEMENTAL CERTIFIED FOR CANADA - COMPONENT

Fuses, Supplemental Certified for Canada - Component

See General Information for Fuses, Supplemental Certified for Canada - Component

SUZHOU WALTER ELECTRONIC CO LTD

NO.99 Xinli Road
Fenhu Technic Development Zone
Wujiang, Jiangsu 215211 CHINA

E56092

Supplemental fuses

Cat. No.	Size mm(in)	Amps (A)	Volts (V)	Interrupting Rating (A)
MTG	6.35 x 31.75 (0.25 x 1.25)	10 - 20	250Vac	300

Supplemental fuses: cartridge enclosed

Cat. No.	Size mm(in)	Amps (A)	Volts (V)	Interrupting Rating (A)
FSD	5 x 20 (0.20 x 0.79)	0.2 - 3.15	250Vac	35
		4 - 15	250Vac	10x Ampere rating
		0.2 - 6.3	125Vdc	35
		0.2 - 6.3	125Vac	10000
MGF	6.35 x 31.5 (0.25 x 1.24)	0.125 - 10	125Vac	10000
		3.6 - 10	250Vac	200
SGF	5.2 x 20 (0.20 x 0.79)	0.25 - 0.8	125Vac	10000
		0.25 - 0.8	250Vac	35
		1 - 3.5	125Vac	10000
		1 - 3.5	250Vac	100
		4 - 7	125Vac	10000
TMD	5 x 20 (0.20 x 0.79)	0.1 - 3.5	250Vac	35
		0.1 - 6.3	125Vdc	35
		0.1 - 6.3	125Vac	10000

		3.6 - 6.3	250Vac	10x Ampere rating
		8 - 15	125Vac	10x Ampere rating
		8 - 15	250Vac	10x Ampere rating
TME	5.2 x 20 (0.20 x 0.79)	0.1 - 16	250Vac	150
TSD	5 x 20 (0.20 x 0.79)	0.1 - 3.5	250Vac	35
		3.6 - 6.3	250Vac	10x Ampere rating
		0.1 - 6.3	125Vac	10000
		0.1 - 6.3	125Vdc	35

Supplemental fuses: filled-tube

Cat. No.	Size mm(in)	Amps (A)	Volts (V)	Interrupting Rating (A)
WM40 followed by ".", followed by 0.1 to 50, followed by P or blank.				
	6.3 x 31.75 (0.25 x 1.25)	0.1 - 50	250Vac	1000
		0.1 - 30	660Vac	1000
		0.1 - 30	660Vdc	1000
		0.1 - 12	600Vdc	10000
		0.1 - 12	1000Vdc	10000
		0.1 - 50	150Vdc	1000
		0.1 - 12	600Vac	10000
		0.1 - 12	1000Vac	10000
		0.1 - 30	400Vac	1000
		0.1 - 30	400Vdc	1000
		0.1 - 12	300Vac	10000
		0.1 - 12	300Vdc	10000
WM55-XX XX represents rated current				
	6.3 x 31.75 (0.25 x 1.25)	0.1 - 50	250Vac	1000
		0.1 - 30	660Vac	1000
		0.1 - 30	660Vdc	1000
		0.1 - 12	600Vdc	10000
		0.1 - 12	1000Vdc	10000
		0.1 - 50	150Vdc	1000

		0.1 - 12	600Vac	10000
		0.1 - 12	1000Vac	10000
		0.1 - 30	400Vac	1000
		0.1 - 30	400Vdc	1000
		0.1 - 12	300Vac	10000
		0.1 - 12	300Vdc	10000
WM55-XXP XX represents rated current				
	6.3 x 31.75 (0.25 x 1.25)	0.1 - 50	250Vac	1000
		0.1 - 30	660Vac	1000
		0.1 - 30	660Vdc	1000
		0.1 - 12	600Vdc	10000
		0.1 - 12	1000Vdc	10000
		0.1 - 50	150Vdc	1000
		0.1 - 12	600Vac	10000
		0.1 - 12	1000Vac	10000
		0.1 - 30	400Vac	1000
		0.1 - 30	400Vdc	1000
		0.1 - 12	300Vac	10000
		0.1 - 12	300Vdc	10000
WM70 followed by 0.1-50 and may followed by suffix P				
	6.3 x 25.4 (0.25 x 1.00)	0.1 - 20	250Vac	10000
		0.1 - 20	400Vdc	2000
		0.1 - 30	400Vdc	300
		0.1 - 50	75Vdc	2500
WM70. xxxP (xxx will be 0.1-50)				
	6.3 x 25.4 (0.25 x 1.00)	0.1 - 20	250Vac	10000
		0.1 - 20	400Vdc	2000
		0.1 - 30	400Vdc	300
		0.1 - 50	75Vdc	2500
WN10	-	0.1 - 20	600Vac	200
		0.1 - 20	500Vdc	300
		0.1 - 10	400Vdc	2000

		0.1 - 1	600Vac	1000
WN20	-	0.1 - 20	600Vac	200
		0.1 - 20	500Vdc	300
		0.1 - 10	400Vdc	2000
		0.1 - 1	600Vac	1000
WN30	-	0.1 - 20	600Vac	200
		0.1 - 20	500Vdc	300
		0.1 - 10	400Vdc	2000
		0.1 - 1	600Vac	1000

Supplemental fuses: filled-tube, cartridge enclosed

Cat. No.	Size mm(in)	Amps (A)	Volts (V)	Interrupting Rating (A)
FHC	5.2 x 20 (0.20 x 0.79)	8 - 25	420Vac	300
		8 - 25	420Vdc	300
FSC	5 x 20 (0.20 x 0.79)	0.25 - 6.3	125Vac	10000
		0.25 - 15	250Vac	1500
		0.25 - 6.3	125Vdc	35
MHC followed by 0.1, 0.2, 0.25, 0.315, 0.4, 0.5, 0.6, 0.75, 0.8, 1, 1.5, 2, 2.5, 3, 4, 5, 6.3, 7, 8, 10, 12, 15, 20, 25 or 30				
	6.4 x 31.75 (0.25 x 1.25)	0.1 - 30	500Vac	1000
		0.1 - 30	500Vdc	1000
		0.1 - 30	500Vac	30K
		0.1 - 30	500Vdc	20K
MTC	6.35 x 31.75 (0.25 x 1.25)	15 - 20	250Vac	1500
		25 - 30	250Vac	500
TSC	5 x 20 (0.20 x 0.79)	0.2 - 6.3	250Vac	1500
		0.2 - 6.3	125Vac	10000
		0.2 - 6.3	125Vdc	35
		8 - 10	250Vac	1500
		12 - 20	250Vac	1500
WM45-XX XX represents rated current				

	6.4 x 31.75 (0.25 x 1.25)	0.1 - 30	500Vac	1000
		0.1 - 30	500Vdc	1000
		0.1 - 30	500Vac	30K
		0.1 - 30	500Vdc	20K
		0.1 - 30	420Vac	1000
		0.1 - 30	420Vdc	1000
		0.1 - 30	420Vac	30k
		0.1 - 30	420Vdc	20k
		0.1 - 30	300Vdc	20k

Supplemental fuses: pigtail leads

Cat. No.	Size mm(in)	Amps (A)	Volts (V)	Interrupting Rating (A)
2040	12 x 9.5 x 6.5 (0.47 x 0.37 x 0.26)	0.8 - 4	250Vac	150
		0.8 - 4	300Vac	100
		5 - 6.3	250Vac	150
		5 - 6.3	300Vac	100
		0.8 - 4	250Vac	150
		0.8 - 4	300Vac	100
		5 - 6.3	250Vac	150
		5 - 6.3	300Vac	100
		0.8 - 4	250Vac	150
		0.8 - 4	300Vac	100
		5 - 6.3	250Vac	150
		5 - 6.3	300Vac	100
		0.8 - 4	250Vac	150
		0.8 - 4	300Vac	100
		5 - 6.3	250Vac	150
		5 - 6.3	300Vac	100
TNP	3.3 x 8.5 (0.13 x 0.33)	0.25 - 5	250Vac	50
		0.25 - 5	250Vac	50
		0.25 - 5	250Vac	50
		0.25 - 5	250Vac	50

		6.3	250Vac	63
		6.3	250Vac	63
		6.3	250Vac	63
		6.3	250Vac	63

Supplemental fuses: pigtail leads, cartridge enclosed

Cat. No.	Size mm(in)	Amps (A)	Volts (V)	Interrupting Rating (A)
FDP	3.6 x 10 (0.14 x 0.39)	0.5 - 3.15	250Vac	35
		4	250Vac	40
		5	250Vac	50
		6.3	250Vac	63
FSD+P	5 x 20 (0.20 x 0.79)	0.2 - 3.15	250Vac	35
		4 - 6.3	250Vac	10x Ampere rating
		0.2 - 6.3	125Vdc	35
		0.2 - 0.8	125Vac	10000
		8 - 15	125Vac	10x Ampere rating
		8 - 15	250Vac	10x Ampere rating
		1 - 6.3	125Vac	10000
MFP	6.35 x 31.5 (0.25 x 1.24)	0.125 - 10	125Vac	10000
		3.6 - 10	250Vac	200
SFP	5.2 x 20 (0.20 x 0.79)	0.25 - 0.8	125Vac	10000
		0.25 - 0.8	250Vac	35
		1 - 3.5	125Vac	10000
		1 - 3.5	250Vac	100
		4 - 7	125Vac	10000
TMD+P	5 x 20 (0.20 x 0.79)	0.1 - 3.5	250Vac	35
		0.1 - 6.3	125Vdc	35
		0.1 - 6.3	125Vac	10000
		3.6 - 6.3	250Vac	10x Ampere rating
		8 - 15	125Vac	10x Ampere rating
		8 - 15	250Vac	10x Ampere rating

TME+P	6 x 24 (0.24 x 0.94)	0.1 - 16	250Vac	150
TSD+P	5 x 20 (0.20 x 0.79)	0.1 - 3.5	250Vac	35
		3.6 - 6.3	250Vac	10x Ampere rating
		0.1 - 6.3	125Vac	10000
		0.1 - 6.3	125Vdc	35

Supplemental fuses: pigtail leads, filled-tube

Cat. No.	Size mm(in)	Amps (A)	Volts (V)	Interrupting Rating (A)
MTPP	6.76 x 32.8 (0.27 x 1.29)	40 - 50	250Vac	1000
		40 - 50	250Vac	300
WM10 followed by 0.1 to 50, followed by P				
	6.3 x 31.75 (0.25 x 1.25)	0.1 - 50	250Vac	1000
		0.1 - 30	660Vac	1000
		0.1 - 30	660Vdc	1000
		0.1 - 12	600Vdc	10000
		0.1 - 12	1000Vdc	10000
		0.1 - 50	150Vdc	1000
		0.1 - 12	600Vac	10000
		0.1 - 12	1000Vac	10000
		0.1 - 30	400Vac	1000
		0.1 - 30	400Vdc	1000
		0.1 - 12	300Vac	10000
		0.1 - 12	300Vdc	10000
WM20 followed by 0.1 to 50, followed by P				
	6.3 x 31.75 (0.25 x 1.25)	0.1 - 50	250Vac	1000
		0.1 - 30	660Vac	1000
		0.1 - 30	660Vdc	1000
		0.1 - 12	600Vdc	10000
		0.1 - 12	1000Vdc	10000
		0.1 - 50	150Vdc	1000
		0.1 - 12	600Vac	10000

		0.1 - 12	1000Vac	10000
		0.1 - 30	400Vac	1000
		0.1 - 30	400Vdc	1000
		0.1 - 12	300Vac	10000
		0.1 - 12	300Vdc	10000
WM30 followed by 0.1 to 50, followed by P				
	6.3 x 31.75 (0.25 x 1.25)	0.1 - 50	250Vac	1000
		0.1 - 30	660Vac	1000
		0.1 - 30	660Vdc	1000
		0.1 - 12	600Vdc	10000
		0.1 - 12	1000Vdc	10000
		0.1 - 50	150Vdc	1000
		0.1 - 12	600Vac	10000
		0.1 - 12	1000Vac	10000
		0.1 - 30	400Vac	1000
		0.1 - 30	400Vdc	1000
		0.1 - 12	300Vac	10000
		0.1 - 12	300Vdc	10000
WM40 followed by 0.1 to 50, followed by P				
	6.3 x 31.75 (0.25 x 1.25)	0.1 - 50	250Vac	1000
		0.1 - 30	660Vac	1000
		0.1 - 30	660Vdc	1000
		0.1 - 12	600Vdc	10000
		0.1 - 12	1000Vdc	10000
		0.1 - 50	150Vdc	1000
		0.1 - 12	600Vac	10000
		0.1 - 12	1000Vac	10000
		0.1 - 30	400Vac	1000
		0.1 - 30	400Vdc	1000
		0.1 - 12	300Vac	10000
		0.1 - 12	300Vdc	10000
WM50 followed by 0.1 to 50, followed by P				

	6.3 x 31.75 (0.25 x 1.25)	0.1 - 50	250Vac	1000
		0.1 - 30	660Vac	1000
		0.1 - 30	660Vdc	1000
		0.1 - 12	600Vdc	10000
		0.1 - 12	1000Vdc	10000
		0.1 - 50	150Vdc	1000
		0.1 - 12	600Vac	10000
		0.1 - 12	1000Vac	10000
		0.1 - 30	400Vac	1000
		0.1 - 30	400Vdc	1000
		0.1 - 12	300Vac	10000
		0.1 - 12	300Vdc	10000
WN10.XXXP (!), WN20.XXXP (!), WN30.XXXP (!)				
	-	0.1 - 20	600Vac	200
		0.1 - 20	500Vdc	300
		0.1 - 10	400Vdc	2000
		0.1 - 1	600Vac	1000

Supplemental fuses: pigtail leads, filled-tube, cartridge enclosed

Cat. No.	Size mm(in)	Amps (A)	Volts (V)	Interrupting Rating (A)
FHP	5.9 x 21.5 (0.23 x 0.85)	8 - 25	420Vac	300
		8 - 25	420Vdc	300
FSC+P	5 x 20 (0.20 x 0.79)	0.25 - 6.3	125Vac	10000
		0.25 - 15	250Vac	1500
		0.25 - 6.3	125Vdc	35
MHP followed by 0.1, 0.2, 0.25, 0.315, 0.4, 0.5, 0.6, 0.75, 0.8, 1, 1.5, 2, 2.5, 3, 4, 5, 6.3, 7, 8, 10, 12, 15, 20, 25 or 30				
	6.76 x 32.8 (0.27 x 1.29)	0.1 - 30	500Vac	1000
		0.1 - 30	500Vdc	1000
		0.1 - 30	500Vac	30K
		0.1 - 30	500Vdc	20K

MTP	6.35 x 31.75 (0.25 x 1.25)	15 - 20	250Vac	1500
		25 - 30	250Vac	500
TSC+P	5 x 20 (0.20 x 0.79)	0.2 - 6.3	250Vac	1500
		0.2 - 6.3	125Vac	10000
		0.2 - 6.3	125Vdc	35
		8 - 10	250Vac	1500
		12 - 20	250Vac	1500
TSS+P	5.6 x 19.5 (0.22 x 0.77)	3.15	125Vac	10000
		4	125Vac	10000
		3.15	250Vac	1500
		4	250Vac	1500
		3.15	125Vdc	35
		4	125Vdc	35
WM45-XXP XX represents rated current				
	6.76 x 32.8 (0.27 x 1.29)	0.1 - 30	500Vac	1000
		0.1 - 30	500Vdc	1000
		0.1 - 30	500Vac	30K
		0.1 - 30	500Vdc	20K
		0.1 - 30	420Vac	1000
		0.1 - 30	420Vdc	1000
		0.1 - 30	420Vac	30k
		0.1 - 30	420Vdc	20K
		0.1 - 30	300Vdc	20K
WN40-XX XX represents rated current				
	5.54 x 21.1 (0.22 x 0.83)	0.1 - 10	300Vac	3000
		0.1 - 10	300Vdc	3000
		0.1 - 30	300Vdc	300
		0.1 - 30	300Vac	300
WN40-XXP XX represents rated current				
	5.54 x 21.1 (0.22 x 0.83)	0.1 - 10	300Vac	3000

		0.1 - 10	300Vdc	3000
		0.1 - 30	300Vdc	300
		0.1 - 30	300Vac	300

Supplemental fuses: surface mount, cartridge enclosed

Cat. No.	Size mm(in)	Amps (A)	Volts (V)	Interrupting Rating (A)
1032SF, 1032SS	10.3 x 3.2 x 3.2 (0.41 x 0.13 x 0.13)	20 - 60	250Vac	100
		20 - 60	65Vac	300
		40 - 60	72Vdc	180
		40 - 60	60Vdc	600
		20 - 30	100Vdc	300
		20 - 30	72Vdc	500
		20 - 30	32Vdc	1000
1032ST	10.07 x 3.15 x 3.15 (0.40 x 0.12 x 0.12)	0.5 - 4	250Vac	50
		5	250Vac	50

Supplemental micro fuses

Cat. No.	Size mm(in)	Amps (A)	Volts (V)	Interrupting Rating (A)
1206SF	3.1 x 1.55 x 0.55 (0.12 x 0.06 x 0.02)	1	63Vdc	50
		1.5	63Vdc	50
1206SF(#) # is blank	0.64 (0.03)	20 - 30	32Vdc	300
		20 - 30	48Vdc	200
1206SF(*) * is blank	3.1 x 1.55 x 0.55 (0.12 x 0.06 x 0.02)	10.1 - 15	32Vdc	150
		8 - 10	32Vdc	150
2410F (@)	6.1 x 2.5 x 2.5 (0.24 x 0.10 x 0.10)	0.2 - 0.75	250Vac	35
		0.2 - 0.75	125Vdc	50
2410F(@)	6.1 x 2.5 x 2.5 (0.24 x 0.10 x 0.10)	1.0 - 5.0	250Vac	50
		1.0 - 5.0	125Vdc	50
2410H (@)	6.1 x 2.5 x 2.5 (0.24 x 0.10 x 0.10)	1.0 - 5.0	250Vac	50

		1.0 - 5.0	125Vdc	50
2410H (@)	6.1 x 2.5 x 2.5 (0.24 x 0.10 x 0.10)	0.2 - 0.75	250Vac	35
		0.2 - 0.75	125Vdc	50
6125SF (@)	6.0 x 2.5 x 2.5 (0.24 x 0.10 x 0.10)	12 - 20	65Vac	50
		12 - 20	65Vdc	50
6125SF (@)	6.0 x 2.5 x 2.5 (0.24 x 0.10 x 0.10)	0.4 - 10	125Vac	50
		0.4 - 10	160Vdc	50
		0.4 - 10	125Vdc	50
6125SF(@)	6.0 x 2.5 x 2.5 (0.24 x 0.10 x 0.10)	0.75 - 6.0	125Vac	50
		0.75 - 6.0	160Vdc	50
		0.75 - 6.0	125Vdc	50
6125SH (@)	6.0 x 2.5 x 2.5 (0.24 x 0.10 x 0.10)	12 - 20	65Vac	50
		12 - 20	65Vdc	50
6125SH (@)	6.0 x 2.5 x 2.5 (0.24 x 0.10 x 0.10)	0.75 - 6.0	125Vac	50
		0.75 - 6.0	160Vdc	50
		0.75 - 6.0	125Vdc	50
6125SH (@)	6.0 x 2.5 x 2.5 (0.24 x 0.10 x 0.10)	0.4 - 10	125Vac	50
		0.4 - 10	160Vdc	50
		0.4 - 10	125Vdc	50
F92, 1206T	3.2 x 1.6 (0.13 x 0.06)	0.8	63Vdc	50
		1	63Vdc	50
		1.25 - 1.75	63Vdc	50
		2 - 6	63Vdc	50
		6.3 - 10	63Vdc	50
		0.8	24Vdc	50
		0.8	32Vdc	50
		1	24Vdc	50
		1	32Vdc	50
		1.25 - 1.75	24Vdc	50

		1.25 - 1.75	32Vdc	50
		2 - 6	24Vdc	50
		2 - 6	32Vdc	50
		6.3 - 10	24Vdc	50
		6.3 - 10	32Vdc	50
F93, 1206F	3.2 x 1.6 x 0.6 (0.13 x 0.06 x 0.02)	0.5 - 0.8	125Vdc	50
		1 - 10	63Vdc	50
		1 - 10	24Vdc	50
		1 - 10	32Vdc	50
		0.5 - 0.8	24Vdc	50
		0.5 - 0.8	32Vdc	50
		0.5 - 0.8	63Vdc	50
J92, 0603T	1.6 x 0.8 x 0.6 (0.06 x 0.03 x 0.02)	1	32Vdc	50
		1.25 - 1.6	32Vdc	50
		1.75	32Vdc	50
		2 - 2.5	32Vdc	50
		3 - 3.5	32Vdc	50
		4 - 6	32Vdc	50
		1	24Vdc	50
		1.25 - 1.6	24Vdc	50
		1.75	24Vdc	50
		2 - 2.5	24Vdc	50
		3 - 3.5	24Vdc	50
		4 - 6	24Vdc	50
J93, 0603F	1.6 x 0.8 x 0.6 (0.06 x 0.03 x 0.02)	0.5 - 0.8	125Vdc	50
		1 - 6	63Vdc	50
		1 - 6	24Vdc	50
		1 - 6	32Vdc	50
		0.5 - 0.8	24Vdc	50
		0.5 - 0.8	32Vdc	50
		0.5 - 0.8	63Vdc	50

TSM	6.8 x 4 x 2.8 (0.27 x 0.16 x 0.11)	1 - 5	63Vdc	50
		1 - 5	125Vac	50

Supplemental micro fuses: filled-tube, surface mount, cartridge enclosed

Cat. No.	Size mm(in)	Amps (A)	Volts (V)	Interrupting Rating (A)
1032HB	10.25 x 3.38 x 3.38 (0.40 x 0.13 x 0.13)	1.25	250Vac	200

Supplemental micro fuses: pigtail leads

Cat. No.	Size mm(in)	Amps (A)	Volts (V)	Interrupting Rating (A)
2010	8.4 x 4.1 x 8.4 (0.33 x 0.16 x 0.33)	0.1 - 10	250Vac	130
		0.1 - 6.3	300Vac	50
		8 - 10	300Vac	100
FEP	3.7 x 8 (0.15 x 0.31)	0.25 - 2.5	250Vac	50
		3.15 - 6.3	250Vac	50
TBP	3.6 x 9.5 (0.14 x 0.37)	0.25 - 3.15	250Vac	35
		0.25 - 3.15	63Vdc	35
		4 - 6.3	250Vac	10x Ampere rating
		4 - 6.3	63Vdc	10x Ampere rating
TDP	3.6 x 9.5 (0.14 x 0.37)	0.25 - 3.15	250Vac	35
		4 - 6.3	250Vac	10xAmpere rating
TEP	3.7 x 8 (0.15 x 0.31)	0.25 - 3.15	250Vac	35
		4 - 6.3	250Vac	10 x Ampere Rating

Supplemental micro fuses: pigtail leads, filled-tube

Cat. No.	Size mm(in)	Amps (A)	Volts (V)	Interrupting Rating (A)
2000	8.3 x 7.8 (0.33 x 0.31)	0.1 - 6.3	250Vac	100
		0.1 - 6.3	300Vac	100
2020	8.4 x 4.1 x 5.3 (0.33 x 0.16 x 0.21)	0.1 - 6.3	250Vac	160
		0.1 - 6.3	300Vac	130

		0.1 - 6.3	400Vac	50
--	--	-----------	--------	----

Supplemental micro fuses: surface mount






Cat. No.	Size mm(in)	Amps (A)	Volts (V)	Interrupting Rating (A)
0402F	1.1 x 0.5 x 0.4 (0.04 x 0.02 x 0.02)	0.1 - 4	32Vdc	35

Supplemental micro fuses: surface mount, cartridge enclosed

Cat. No.	Size mm(in)	Amps (A)	Volts (V)	Interrupting Rating (A)
2410LT	6.4 x 2.6 x 2.6 (0.25 x 0.10 x 0.10)	0.5 - 6.3	250Vac	50
		0.5 - 6.3	125Vdc	80

(!) - ("XXX" represents current rating, i.e, 0.1 - 20)

(@) - followed by A,G,S or blank,and followed by F or blank.

Marking: Company name or tradename "Walter" or trademark , , , , model designation and the Recognized Component Mark for Canada, .

Last Updated on 2019-10-19

The appearance of a company's name or product in this database does not in itself assure that products so identified have been manufactured under UL's Follow-Up Service. Only those products bearing the UL Mark should be considered to be Certified and covered under UL's Follow-Up Service. Always look for the Mark on the product.

UL permits the reproduction of the material contained in the Online Certification Directory subject to the following conditions: 1. The Guide Information, Assemblies, Constructions, Designs, Systems, and/or Certifications (files) must be presented in their entirety and in a non-misleading manner, without any manipulation of the data (or drawings). 2. The statement "Reprinted from the Online Certifications Directory with permission from UL" must appear adjacent to the extracted material. In addition, the reprinted material must include a copyright notice in the following format: "© 2019 UL LLC"

ZEICHENGENEHMIGUNG MARKS APPROVAL

Suzhou Walter Electronic
Co. Ltd.
Fenhu Technic Development Zone
215211 Luxu Town, Wujiang City
Jiangsu
China

ist berechtigt, für ihr Produkt /
is authorized to use for their product

G-Sicherungseinsatz
Cartridge fuse-link

die hier abgebildeten markenrechtlich geschützten Zeichen
für die ab Blatt 2 aufgeführten Typen zu benutzen /
the legally protected Marks as shown below for the types referred to on page 2 ff.



Geprüft und zertifiziert nach /
Tested and certified according to

DIN EN 60127-1 (VDE 0820-1):2015-12; EN 60127-1:2006+A1:2011+A2:2015
DIN EN 60127-2 (VDE 0820-2):2015-07; EN 60127-2:2014
IEC 60127-1:2006
IEC 60127-1:2006/AMD1:2011
IEC 60127-1:2006/AMD2:2015
IEC 60127-2:2014

VDE Prüf- und Zertifizierungsinstitut GmbH
VDE Testing and Certification Institute
Zertifizierungsstelle / Certification

M. Tasotti

VDE Zertifikate sind nur gültig bei Veröffentlichung unter:
VDE certificates are valid only when published on:

Aktenzeichen: 5000410-1170-0028 / 274200

File ref.:

Ausweis-Nr. 40018200

Blatt 1

Certificate No.

Page

Weitere Bedingungen siehe Rückseite und Folgeblätter /
further conditions see overleaf and following pages

Offenbach, 2006-07-06

(letzte Änderung / updated 2020-07-16)

<http://www.vde.com/zertifikat>
<http://www.vde.com/certificate>

Name und Sitz des Genehmigungs-Inhabers / *Name and registered seat of the Certificate holder*

Suzhou Walter Electronic Co. Ltd., Fenu Technic Development Zone, 215211 LUXU TOWN, WUJIANG CITY,
Jiangsu, CHINA

Aktenzeichen / *File ref.*

5000410-1170-0028 / 274200 / TL3 / EUL

letzte Änderung / *updated*

2020-07-16

Datum / *Date*

2006-07-06

Dieses Blatt gilt nur in Verbindung mit Blatt 1 des Zeichengenehmigungsausweises Nr. 40018200.

This supplement is only valid in conjunction with page 1 of the Certificate No. 40018200.

G-Sicherungseinsatz Cartridge fuse-link

Typ(en) / *Type(s)*

TMD-Serie(s)

Bemessungsspannung
Rated voltage

AC 250 V (100 mA - 6,3 A)
AC 250 V / AC 125 V (8A; 10 A)

Bemessungsstrom
Rated current

100 mA; 125 mA; 160 mA; 200 mA; 250 mA;
315 mA; 400 mA; 500 mA; 630 mA; 800 mA;
1 A; 1,25 A; 1,6 A; 2 A; 2,5 A; 3,15 A; 4 A;
5 A; 6,3 A; 8 A; 10 A

Normblatt
Standard sheet

3

Maße in mm
Dimension in mm

5 x 20

Kennzeichnung der Charakteristik
Characteristic symbol

T

Kennzeichnung des Ausschaltvermögens
Breaking capacity symbol

L

Bemessungsausschaltvermögen
Rated breaking capacity

35 A bzw. 10 x In
35 A resp. 10 x In

Zeit/Strom-Charakteristik
Time/current-characteristic

träge
time-lag

Fortsetzung siehe Blatt 3 /
continued on page 3

VDE Prüf- und Zertifizierungsinstitut Zeichengenehmigung

Ausweis-Nr. / Blatt /
Certificate No. / Page
40018200 / 3

Name und Sitz des Genehmigungs-Inhabers / *Name and registered seat of the Certificate holder*

Suzhou Walter Electronic Co. Ltd., Fenu Technic Development Zone, 215211 LUXU TOWN, WUJIANG CITY,
Jiangsu, CHINA

Aktenzeichen / *File ref.*

5000410-1170-0028 / 274200 / TL3 / EUL

letzte Änderung / *updated*

2020-07-16

Datum / *Date*

2006-07-06

Dieses Blatt gilt nur in Verbindung mit Blatt 1 des Zeichengenehmigungsausweises Nr. 40018200.

This supplement is only valid in conjunction with page 1 of the Certificate No. 40018200.

Anmerkung
Remark

Wahlweise mit Drahtanschlüssen (pigtails)
Optional with lead wires (pigtails)

Dieser Zeichengenehmigungs-Ausweis bildet eine Grundlage für die EG-Konformitätserklärung und CE-Kennzeichnung durch den Hersteller oder dessen Bevollmächtigten und bescheinigt die Konformität mit den grundlegenden Schutzanforderungen der **EG-Niederspannungsrichtlinie 2014/35/EU**.

*This Marks Approval is a basis for the EC Declaration of Conformity and the CE Marking by the manufacturer or his agent and proves the conformity with the essential safety requirements of the **EC Low-Voltage Directive 2014/35/EU**.*

VDE Prüf- und Zertifizierungsinstitut GmbH
VDE Testing and Certification Institute
Fachgebiet TL3
Section TL3

顺海科技
0755-28100016

VDE Prüf- und Zertifizierungsinstitut Zeichengenehmigung

Ausweis-Nr. / Beiblatt /
Certificate No. Supplement
40018200

Name und Sitz des Genehmigungs-Inhabers / *Name and registered seat of the Certificate holder*

Suzhou Walter Electronic Co. Ltd., Fenu Technic Development Zone, 215211 LUXU TOWN, WUJIANG CITY,
Jiangsu, CHINA

Aktenzeichen / *File ref.*

5000410-1170-0028 / 274200 / TL3 / EUL

letzte Änderung / *updated*

2020-07-16

Datum / *Date*

2006-07-06

Dieses Beiblatt ist Bestandteil des Zeichengenehmigungsausweises Nr. 40018200.

This supplement is part of the Certificate No. 40018200.

G-Sicherungseinsatz Cartridge fuse-link

Fertigungsstätte(n) Place(s) of manufacture

Referenz/*Reference*
30011941

Suzhou Walter Electronic
Co. Ltd.
Fenu Technic Development Zone
215211 LUXU TOWN, WUJIANG CITY
Jiangsu
CHINA

VDE Prüf- und Zertifizierungsinstitut GmbH
VDE Testing and Certification Institute
Fachgebiet TL3
Section TL3

VDE Prüf- und Zertifizierungsinstitut Zeichengenehmigung

Ausweis-Nr. / Infoblatt /
Certificate No. / Info sheet
40018200

Name und Sitz des Genehmigungs-Inhabers / *Name and registered seat of the Certificate holder*

Suzhou Walter Electronic Co. Ltd., Fenuh Technic Development Zone, 215211 LUXU TOWN, WUJIANG CITY,
Jiangsu, CHINA

Aktenzeichen / *File ref.*

5000410-1170-0028 / 274200 / TL3 / EUL

letzte Änderung / *updated*

2020-07-16

Datum / *Date*

2006-07-06

Dieses Blatt gilt nur in Verbindung mit Blatt 1 des Zeichengenehmigungsausweises Nr. 40018200.

This supplement is only valid in conjunction with page 1 of the Certificate No. 40018200.

Genehmigung zum Benutzen des auf Seite 1 abgebildeten markenrechtlich geschützten Zeichens des VDE:

Grundlage für die Benutzung sind die Allgemeinen Geschäftsbedingungen (AGB) der VDE Prüf- und Zertifizierungsinstitut GmbH (www.vde.com\AGB-Institut). Das Recht zur Benutzung erstreckt sich nur auf die bezeichnete Firma mit den genannten Fertigungsstätten und die oben aufgeführten Produkte mit den zugeordneten Bezeichnungen. Die Fertigungsstätte muss so eingerichtet sein, dass eine gleichmäßige Herstellung der geprüften und zertifizierten Ausführung gewährleistet ist.

Die Genehmigung ist so lange gültig wie die VDE-Bestimmungen gelten, die der Zertifizierung zugrunde gelegen haben, sofern sie nicht auf Grund anderer Bedingungen aus der VDE Prüf- und Zertifizierungsordnung (PM102) zurückgezogen werden muss.

Der Gültigkeitszeitraum einer VDE-GS-Zeichengenehmigung kann auf Antrag verlängert werden. Bei gesetzlichen und / oder normativen Änderungen kann die VDE-GS-Zeichengenehmigung ihre Gültigkeit zu einem früheren als dem angegebenen Datum verlieren.

Produkte, die das Biozid Dimethylfumarat (DMF) enthalten, dürfen gemäß der Kommissionsentscheidung 2009/251/EG nicht mehr in den Verkehr gebracht oder auf dem Markt bereitgestellt werden.

Der VDE-Zeichengenehmigungsausweis wird ausschließlich auf der ersten Seite unterzeichnet.

Approval to use the legally protected Mark of the VDE as shown on the first page:

Basis for the use are the general terms and conditions of the VDE Testing and Certification Institute (www.vde.com\terms-institute). The right to use the mark is granted only to the mentioned company with the named places of manufacture and the listed products with the related type references. The place of manufacture shall be equipped in a way that a constant manufacturing of the certified construction is assured.

The approval is valid as long as the VDE specifications are in force, on which the certification is based on, unless it is withdrawn according to the VDE Testing and Certification Procedure (PM102E).

The validity period of a VDE-GS-Mark Approval may be prolonged on request. In case of changes in legal and / or normative requirements, the validity period of a VDE-GS-Mark Approval may be shortened.

Products containing the biocide dimethylfumarate (DMF) may not be marketed or made available on the EC market according to the Commission Decision 2009/251/EC.

The approval is solely signed on the first page.

GUTACHTEN MIT FERTIGUNGSÜBERWACHUNG CERTIFICATE OF CONFORMITY WITH FACTORY SURVEILLANCE

Suzhou Walter Electronic
Co. Ltd.
Fenhu Technic Development Zone
215211 Luxu Town, Wujiang City
Jiangsu
China

ist berechtigt, für ihr Produkt /
is authorized to use for their product

G-Sicherungseinsatz
Cartridge fuse-link

die hier abgebildeten markenrechtlich geschützten Zeichen
für die ab Blatt 2 aufgeführten Typen zu benutzen /
the legally protected Marks as shown below for the types referred to on page 2 ff.



REG B864 oder/or



oder/or VDE-REG B864

REG B864

Geprüft und zertifiziert nach /
Tested and certified according to

DIN EN 60127-1 (VDE 0820-1):2015-12; EN 60127-1:2006+A1:2011+A2:2015

DIN EN 60127-2 (VDE 0820-2):2015-07; EN 60127-2:2014

IEC 60127-1:2006

IEC 60127-1:2006/AMD1:2011

IEC 60127-1:2006/AMD2:2015

IEC 60127-2:2014

Aktenzeichen: 5000410-1170-0028 / 274200

File ref.:

Ausweis-Nr. 40018201

Blatt 1

Certificate No.

Page

Weitere Bedingungen siehe Rückseite und Folgeblätter /
further conditions see overleaf and following pages

Offenbach, 2006-07-06

(letzte Änderung / updated 2020-07-16)

VDE Prüf- und Zertifizierungsinstitut GmbH
VDE Testing and Certification Institute
Zertifizierungsstelle / Certification

M. Tasotti

VDE Zertifikate sind nur gültig bei Veröffentlichung unter:
VDE certificates are valid only when published on:

<http://www.vde.com/zertifikat>
<http://www.vde.com/certificate>

Name und Sitz des Genehmigungs-Inhabers / *Name and registered seat of the Certificate holder*

Suzhou Walter Electronic Co. Ltd., Fenu Technic Development Zone, 215211 LUXU TOWN, WUJIANG CITY,
Jiangsu, CHINA

Aktenzeichen / *File ref.*

5000410-1170-0028 / 274200 / TL3 / EUL

letzte Änderung / *updated*

2020-07-16

Datum / *Date*

2006-07-06

Dieses Blatt gilt nur in Verbindung mit Blatt 1 des Gutachtens mit Fertigungsüberwachung Nr. 40018201.

This supplement is only valid in conjunction with page 1 of the Certificate of Conformity with factory surveillance No. 40018201.

G-Sicherungseinsatz Cartridge fuse-link

Typ(en) / *Type(s)*

TMD-Serie(s)

Bemessungsspannung <i>Rated voltage</i>	AC 250 V (12,5 A) AC 250 V / AC 125 V (12 A; 15 A)
Bemessungsstrom <i>Rated current</i>	12 A; 12,5 A; 15 A
Normblatt <i>Standard sheet</i>	3
Maße in mm <i>Dimension in mm</i>	5 x 20
Kennzeichnung der Charakteristik <i>Characteristic symbol</i>	T
Kennzeichnung des Ausschaltvermögens <i>Breaking capacity symbol</i>	L
Bemessungsausschaltvermögen <i>Rated breaking capacity</i>	10 x In
Zeit/Strom-Charakteristik <i>Time/current-characteristic</i>	träge <i>time-lag</i>

Fortsetzung siehe Blatt 3 /
continued on page 3

VDE Prüf- und Zertifizierungsinstitut Gutachten mit Fertigungsüberwachung

Ausweis-Nr. / Blatt /
Certificate No. / Page
40018201 3

Name und Sitz des Genehmigungs-Inhabers / Name and registered seat of the Certificate holder

Suzhou Walter Electronic Co. Ltd., Fenuh Technic Development Zone, 215211 LUXU TOWN, WUJIANG CITY,
Jiangsu, CHINA

Aktenzeichen / File ref.

5000410-1170-0028 / 274200 / TL3 / EUL

letzte Änderung / updated

2020-07-16

Datum / Date

2006-07-06

Dieses Blatt gilt nur in Verbindung mit Blatt 1 des Gutachtens mit Fertigungsüberwachung Nr. 40018201.

This supplement is only valid in conjunction with page 1 of the Certificate of Conformity with factory surveillance No. 40018201.

Anmerkung

Die Anforderungen für 12 A, 12,5 A und 15 A waren die gleichen wie für 10 A (höchster Bemessungsstrom des Normblatts).
Wahlweise mit Drahtanschlüssen (außer 12,5 A).

Remark

*The requirements for 12 A, 12,5 A and 15 A were the same as for 10 A (highest rated current in standard sheet).
Optional with lead wires (pigtailed; except 12,5 A).*

Dieser Zeichengenehmigungs-Ausweis bildet eine Grundlage für die EG-Konformitätserklärung und CE-Kennzeichnung durch den Hersteller oder dessen Bevollmächtigten und bescheinigt die Konformität mit den grundlegenden Schutzanforderungen der **EG-Niederspannungsrichtlinie 2014/35/EU**.

*This Marks Approval is a basis for the EC Declaration of Conformity and the CE Marking by the manufacturer or his agent and proves the conformity with the essential safety requirements of the **EC Low-Voltage Directive 2014/35/EU**.*

VDE Prüf- und Zertifizierungsinstitut GmbH

VDE Testing and Certification Institute

Fachgebiet TL3

Section TL3

VDE Prüf- und Zertifizierungsinstitut Gutachten mit Fertigungsüberwachung

Ausweis-Nr. / Beiblatt /
Certificate No. Supplement
40018201

Name und Sitz des Genehmigungs-Inhabers / *Name and registered seat of the Certificate holder*

Suzhou Walter Electronic Co. Ltd., Fenu Technic Development Zone, 215211 LUXU TOWN, WUJIANG CITY,
Jiangsu, CHINA

Aktenzeichen / *File ref.*

5000410-1170-0028 / 274200 / TL3 / EUL

letzte Änderung / *updated*

2020-07-16

Datum / *Date*

2006-07-06

Dieses Beiblatt ist Bestandteil des Gutachtens mit Fertigungsüberwachung Nr. 40018201.

This supplement is part of the Certificate of Conformity with factory surveillance No. 40018201.

G-Sicherungseinsatz Cartridge fuse-link

Fertigungsstätte(n) Place(s) of manufacture

Referenz/*Reference*
30011941

Suzhou Walter Electronic
Co. Ltd.
Fenu Technic Development Zone
215211 LUXU TOWN, WUJIANG CITY
Jiangsu
CHINA

VDE Prüf- und Zertifizierungsinstitut GmbH
VDE Testing and Certification Institute
Fachgebiet TL3
Section TL3

VDE Prüf- und Zertifizierungsinstitut Gutachten mit Fertigungsüberwachung

Ausweis-Nr. / Infoblatt /
Certificate No. / Info sheet
40018201

Name und Sitz des Genehmigungs-Inhabers / Name and registered seat of the Certificate holder

Suzhou Walter Electronic Co. Ltd., Fenuh Technic Development Zone, 215211 LUXU TOWN, WUJIANG CITY, Jiangsu, CHINA

Aktenzeichen / File ref.

5000410-1170-0028 / 274200 / TL3 / EUL

letzte Änderung / updated

2020-07-16

Datum / Date

2006-07-06

Dieses Blatt gilt nur in Verbindung mit Blatt 1 des Gutachtens mit Fertigungsüberwachung Nr. 40018201.

This supplement is only valid in conjunction with page 1 of the Certificate of Conformity with factory surveillance No. 40018201.

Genehmigung zum Benutzen des auf Seite 1 abgebildeten markenrechtlich geschützten Zeichens des VDE:

Grundlage für die Benutzung sind die Allgemeinen Geschäftsbedingungen (AGB) der VDE Prüf- und Zertifizierungsinstitut GmbH (www.vde.com\AGB-Institut). Das Recht zur Benutzung erstreckt sich nur auf die bezeichnete Firma mit den genannten Fertigungsstätten und die oben aufgeführten Produkte mit den zugeordneten Bezeichnungen. Die Fertigungsstätte muss so eingerichtet sein, dass eine gleichmäßige Herstellung der geprüften und zertifizierten Ausführung gewährleistet ist.

Die Genehmigung ist so lange gültig wie die VDE-Bestimmungen gelten, die der Zertifizierung zugrunde gelegen haben, sofern sie nicht auf Grund anderer Bedingungen aus der VDE Prüf- und Zertifizierungsordnung (PM102) zurückgezogen werden muss.

Der Gültigkeitszeitraum einer VDE-GS-Zeichengenehmigung kann auf Antrag verlängert werden. Bei gesetzlichen und / oder normativen Änderungen kann die VDE-GS-Zeichengenehmigung ihre Gültigkeit zu einem früheren als dem angegebenen Datum verlieren.

Produkte, die das Biozid Dimethylfumarat (DMF) enthalten, dürfen gemäß der Kommissionsentscheidung 2009/251/EG nicht mehr in den Verkehr gebracht oder auf dem Markt bereitgestellt werden.

Der VDE-Zeichengenehmigungsausweis wird ausschließlich auf der ersten Seite unterzeichnet.

Approval to use the legally protected Mark of the VDE as shown on the first page:

Basis for the use are the general terms and conditions of the VDE Testing and Certification Institute (www.vde.com\terms-institute). The right to use the mark is granted only to the mentioned company with the named places of manufacture and the listed products with the related type references. The place of manufacture shall be equipped in a way that a constant manufacturing of the certified construction is assured.

The approval is valid as long as the VDE specifications are in force, on which the certification is based on, unless it is withdrawn according to the VDE Testing and Certification Procedure (PM102E).

The validity period of a VDE-GS-Mark Approval may be prolonged on request. In case of changes in legal and / or normative requirements, the validity period of a VDE-GS-Mark Approval may be shortened.

Products containing the biocide dimethylfumarate (DMF) may not be marketed or made available on the EC market according to the Commission Decision 2009/251/EC.

The approval is solely signed on the first page.

Kitemark™ Certificate

This is to certify that:

Suzhou Walter Electronic Co., Ltd
Fenhu Technic Development Zone
Wujiang
Jiang Su Province
China

Holds Certificate Number:

KM 70911

In respect of:

BS EN 60127
Cartridge fuse-links

This issues the right and licence to use the Kitemark in accordance with the Kitemark Terms and Conditions governing the use of the Kitemark, as may be updated from time to time by BSI Assurance UK Ltd (the "Conditions"). All defined terms in this Certificate shall have the same meaning as in the Conditions.

The use of the Kitemark is authorized in respect of the Product(s) detailed on this Certificate provided at or from the above address.

0755 28100016

For and on behalf of BSI:

Chris Lewis - Certification Director, Product Certification

First Issued: 2003-02-21

Latest Issue: 2020-10-20

Effective Date: 2020-10-20

Expiry Date: 2023-11-01

Page: 1 of 6



...making excellence a habit.™

Kitemark™ Certificate

No. KM 70911

BS EN 60127-2:2014 (BS EN 60127-1:2006 + A2:2015) Standard Sheet 3 Fuse-links

Type: TMD Time-lag, low breaking capacity		
Type Ref	Rating	Reference Report
TMD	T 100 mA L 250 V	0150174/01 (SE-20049), 2003-0026 & 8071524 (GJW2013-3564BSI)
TMD	T 125 mA L 250 V	0150174/01 (SE-20049), 2003-0026 & 8071524 (GJW2013-3564BSI)
TMD	T 160 mA L 250 V	0150174/01 (SE-20049), 2003-0026 & 8071524 (GJW2013-3564BSI)
TMD	T 200 mA L 250 V	0150174/01 (SE-20049), 2003-0026 & 8071524 (GJW2013-3564BSI)
TMD	T 250 mA L 250 V	0150174/01 (SE-20049), 2003-0026 & 8071524 (GJW2013-3564BSI)
TMD	T 315 mA L 250 V	0150174/01 (SE-20049), 2003-0026 & 8071524 (GJW2013-3564BSI)
TMD	T 400 mA L 250 V	0150174/01 (SE-20049), 2003-0026 & 8071524 (GJW2013-3564BSI)
TMD	T 500 mA L 250 V	0150174/01 (SE-20049), 2003-0026 & 8071524 (GJW2013-3564BSI)
TMD	T 630 mA L 250 V	0150174/01 (SE-20049), 2003-0026 & 8071524 (GJW2013-3564BSI)
TMD	T 800 mA L 250 V	0150174/01 (SE-20049), 2003-0026 & 8071524 (GJW2013-3564BSI)
TMD	T 1.00 A L 250 V	0150174/01 (SE-20049), 2003-0026 & 8071524 (GJW2013-3564BSI)
TMD	T 1.25 A L 250 V	0150174/01 (SE-20049), 2003-0026 & 8071524 (GJW2013-3564BSI)
TMD	T 1.60 A L 250 V	0150174/01 (SE-20049), 2003-0026 & 8071524 (GJW2013-3564BSI)
TMD	T 2.00 A L 250 V	0150174/01 (SE-20049), 2003-0026 & 8071524 (GJW2013-3564BSI)
TMD	T 2.50 A L 250 V	0150174/01 (SE-20049), 2003-0026 & 8071524 (GJW2013-3564BSI)
TMD	T 3.15 A L 250 V	0150174/01 (SE-20049), 2003-0026 & 8071524 (GJW2013-3564BSI)
TMD	T 4.00 A L 250 V	0150174/01 (SE-20049), 2003-0026 & 8071524 (GJW2013-3564BSI)
TMD	T 5.00 A L 250 V	0150174/01 (SE-20049), 2003-0026 & 8071524 (GJW2013-3564BSI)
TMD	T 6.30 A L 250 V	0150174/01 (SE-20049), 2003-0026 & 8071524 (GJW2013-3564BSI)

First Issued: 2003-02-21
Latest Issue: 2020-10-20

Effective Date: 2020-10-20
Expiry Date: 2023-11-01

Page: 4 of 6

This certificate has been issued by and remains the property of BSI Assurance UK Ltd, Kitemark Court, Davy Avenue, Knowlhill, Milton Keynes MK5 8PP, United Kingdom and should be returned immediately upon request.
To check its validity telephone +44 (0) 345 080 9000. An electronic certificate can be authenticated [online](#).

强制性认证产品符合性自我声明



自我声明编号: 2020970207000227

苏州华德电子有限公司(生产者) 确认知晓《强制性产品认证自我声明实施规则》以及相关产品强制性认证实施规则的要求, 对本声明承担全部法律责任。

苏州华德电子有限公司(生产者) 声明以下产品已按照《强制性产品认证自我声明实施规则》以及相关产品强制性认证实施规则的要求进行检测, 符合相关标准要求; 自本声明签署之日起, 生产和销售的产品持续符合以下标准与实施规则的要求; 保存本声明涉及的技术文档至少10年; 正确使用强制性产品认证标志; 如产品或其符合性信息发生变更, 将及时更新技术文档并报送产品变更信息。

生产者名称: 苏州华德电子有限公司
生产者地址: 江苏省苏州市吴江区汾湖经济技术开发区(芦墟)
依据的强制性产品认证规则: CNCA-00C-008: 2019 强制性产品认证实施规则自我声明
产品名称: 管状熔断体;带引线管状熔断体
产品系列、型号、规格: 见附件
依据的标准: GB/T9364.1-2015;GB/T9364.2-2018
生产企业名称: 苏州华德电子有限公司
生产企业地址: 江苏省吴江汾湖经济开发区新黎路99号

顺海科技
0755-28100016

联系人: 杜技伟
电话: 0769-87772561 (分机: 134)
电子邮箱: td.chiang@walterfuse.com
指定签字人: 杜技伟

自我声明时间: 2020-08-31
自我声明地点: 苏州
生产者签章: 程伟



注: 有关本声明信息真伪可登录全国认证认可信息公共服务平台 (cx.cnca.cn) 或扫描右上角二维码查询。

强制性认证产品符合性自我声明(附页)



自我声明编号: 2020970207000227

产品系列、型号、规格(本自我声明基于强制性产品认证证书2003010207031313转换, 以下内容同原证书附件):

产品名称: 管状熔断体; 带引线管状熔断体

型号: TMD T100mAL250V、TMD T125mAL250V、TMD T160mAL250V、TMD T200mAL250V、TMD T250mAL250V、TMD T315mAL250V、TMD T400mAL250V、TMD T500mAL250V、TMD T630mAL250V、TMD T800mAL250V、TMD T1AL250V、TMD T1.25AL250V、TMD T1.6AL250V、TMD T2AL250V、TMD T2.5AL250V、TMD T3.15AL250V、TMD T4AL250V、TMD T5AL250V、TMD T6.3AL250V; TMD T200mAL250V、TMD T250mAL250V、TMD T315mAL250V、TMD T400mAL250V、TMD T500mAL250V、TMD T630mAL250V、TMD T800mAL250V、TMD T1AL250V、TMD T1.25AL250V、TMD T1.6AL250V、TMD T2AL250V、TMD T2.5AL250V、TMD T3.15AL250V、TMD T4AL250V、TMD T5AL250V、TMD T6.3AL250V

顺海科技
0755-28100016

联系人: 杜技伟
电话: 0769-87772561 (分机: 134)
电子邮箱: td.chiang@walterfuse.com
指定签字人: 杜技伟

自我声明时间: 2020-08-31
自我声明地点: 苏州
生产者签章:



注: 有关本声明信息真伪可登录全国认证认可信息公共服务平台 (cx.cnca.cn) 或扫描右上角二维码查询。



PRODUCT CERTIFICATE

CERTIFICATE NO.: CQC08012023812

NAME AND ADDRESS OF THE APPLICANT

Suzhou Walter Electronic Co., Ltd.
Fenhu Technic Development Zone, Luxu, Wujiang City, Jiangsu

NAME AND ADDRESS OF THE MANUFACTURER

Suzhou Walter Electronic Co., Ltd.
Fenhu Technic Development Zone, Luxu, Wujiang City, Jiangsu

NAME AND ADDRESS OF THE FACTORY

Suzhou Walter Electronic Co., Ltd. (V005437)
No. 99 Xinli Road, Fenhu Technic Development Zone, Luxu, Wujiang City, Jiangsu

PRODUCT NAME, MODEL AND SPECIFICATION

Cartridge Fuse-link; Cartridge fuse-links with wire terminations
TMD 8A a.c. 250V、TMD 10A a.c. 250V、TMD 12.5A a.c. 250V(额定分断能力: 10In, 主要尺寸:Φ5.2mm×20mm) ; TMD 8A a.c. 250V、TMD 10A a.c. 250V、TMD 12.5A a.c. 250V(额定分断能力: 10In, 主要尺寸:Φ5.2mm×20mm)

THE STANDARDS AND TECHNICAL REQUIREMENTS FOR THE PRODUCTS

GB/T 9364.1-2015;GB/T 9364.7-2016

TYPE OF CERTIFICATION SCHEMES


Type Testing of Product + Follow up Factory Inspection

This is to certify that the above mentioned product(s) complies with the requirements of certification rules of CQC11-462125-2018 .

Valid from: Sep.24,2019

The validity of the certificate is subject to positive result of the regular follow up inspection by issuing certification body.

Date of original issued: Jun.06,2008

President: 
Lu Mei



CHINA QUALITY CERTIFICATION CENTRE

Section 9, No. 188, Nansihuan Xilu, Beijing 100070 P.R.China
<http://www.cqc.com.cn>

C 0158067

適合同等証明書

Statement of Conformity Assessment

電気用品安全法第8条第1項に規定する技術基準及び同法第9条第2項の経済産業省令で定める基準（法第9条第1項第2号に係る検査に係るものに限る）に適合していることを証明します

I hereby certify that the product mentioned below complies with the technical requirements stipulated in Paragraph 1 of Article 8 of Electrical Appliances and Materials Safety Act (here under referred to as the Act) and the requirements defined by the ordinance of the Ministry of Economy, Trade and Industry based on Paragraph 2 of Article 9 of the Act (limited to Item 2 of Paragraph 1 of Article 9 for Inspection of the Act).

1. 証明書番号: JET2179-31003-2003
Statement Number
2. 交付年月日: 2020年2月1日
Effective Date February 1, 2020
3. 有効年月日: 2027年1月31日
Date of Validity January 31, 2027
4. 申込者名 (Applicant)
住所: FENHU TECHNIC DEVELOPMENT ZONE WUJIANG, JIANGSU PROVINCE, CHINA
Address

- 氏名又は名称: SUZHOU WALTER ELECTRONIC CO., LTD.
Name
5. 特定電気用品名: 管形ヒューズ
Name of Product Cartridge fuses
6. 型式の区分: 別紙のとおり
Type Classification See attached "Type Classification"
7. 製造工場名 (Manufacturer)
住所: FENHU TECHNIC DEVELOPMENT ZONE WUJIANG, JIANGSU PROVINCE, CHINA
Address

- 氏名又は名称: SUZHOU WALTER ELECTRONIC CO., LTD.
Name
8. 適用試験規格: 電気用品の技術上の基準を定める省令の解釈
Applied Standard for Testing Description of the technical requirements by the METI Ordinance
別表第十二 J60127-1 (H28) 及び J60127-2 (H28)
Appendix 12 J60127-1 (H28) and J60127-2 (H28)
9. 適合性検査の方法: (Testing Method for Conformity Assessment)
 - 1) 試験用の特定電気用品については、電気用品の技術上の基準を定める省令の解釈に定める方法
With respect to testing for Category A products, the testing method is based on the technical requirements of the description of Electrical Appliances and Materials stipulated in the METI Ordinance.
 - 2) 当該特定電気用品に係る届出事業者又は事業場における検査設備については、電気用品安全法施行規則別表第四の検査設備の欄に掲げる検査設備ごとにそれぞれ同表の技術上の基準の欄に掲げる方法
With respect to inspection facilities required for Category A products at the factory, Testing Method described in the column of the technical requirements for each inspection facilities in the column of inspection facilities is shown in the Appendix 4 of Enforcement Regulations of the Act.

10. 注意事項

- 1) この適合同等証明書は、提出された試験用の電気用品に関して評価を行った上で交付したものであり、同一の型式の区分にある電気用品について電気用品安全法第8条1項に規定する技術基準適合確認の義務を履行したことを示すものではありません。

This Statement of Conformity Assessment, which is issued on the evaluation of the submitted test-use Electrical Appliances and Materials, does not signify that the Obligation to Comply with Requirements, which is prescribed at Paragraph 1 of Article 8 of the Act, is fulfilled on Electrical Appliances and Materials in the same Type Classification.

- 2) この適合同等証明書は、別紙に記載されている型式の区分の範囲内及び区分の組み合わせについてのみ有効です。

This Statement of Conformity Assessment is valid only for Electrical Appliances and Materials within the Type Classifications and their combination as stated in the attached "Type Classification".

順海科技
0755-28100016

一般財団法人 電気安全環境研究所
Japan Electrical Safety & Environment technology Laboratories (JET)

理事長 薦田 康久
President Yasuhisa Komoda

東京都渋谷区代々木5-14-12
(5-14-12, Yoyogi, Shibuya-ku, Tokyo, Japan)

証明書番号：JET2179-31003-2003

適合同等証明書別紙

Statement of Conformity Assessment

型式の区分

Type Classification

要素 Factor	区分 Classification
定格電圧 Rated voltage	(2) 125Vを超えるもの Exceeding 125V
定格電流（定格電流表示のあるものの場合に限る。） Rated current (limited to those with rated current markings)	(1) 5 A以下のもの 5A or less
適用電動機の定格容量（定格電流表示のないものの場合に限る。） Rated capacity of applicable motor (limited to those without rated current markings)	—
可溶体の主材料 Fuse element materials	(1) 銀のもの Silver
可溶体の数 Number of fuse elements	(1) 1のもの One
再使用（管形ヒューズを除く。） Reusability (excluding cartridge fuses)	—
内部充てん物 Filler materials	(2) ないもの Without filler materials
筒（内筒を除く。）の材料 Outer cartridge materials	(3) 磁器のもの又はガラスのもの Ceramic or glass
端子 Terminals	(2) 筒形のもの Tubular terminal
排気孔 Exhausting opening	(2) ないもの Without exhausting opening
溶断の表示 Blowout fuse indicator	(2) ないもの Without blowout fuse indicator
用途 Application	(2) 電子機器用のもの For use in electric appliances
定格遮断電流 Rated breaking capacity	(1) 100 A以下のもの 100A or less

証明書番号：JET2179-31003-2003

適合同等証明書

Statement of Conformity Assessment

電気用品安全法第8条第1項に規定する技術基準及び同法第9条第2項の経済産業省令で定める基準（法第9条第1項第2号に係る検査に係るものに限る）に適合していることを証明します

I hereby certify that the product mentioned below complies with the technical requirements stipulated in Paragraph 1 of Article 8 of Electrical Appliances and Materials Safety Act (here under referred to as the Act) and the requirements defined by the ordinance of the Ministry of Economy, Trade and Industry based on Paragraph 2 of Article 9 of the Act (limited to Item 2 of Paragraph 1 of Article 9 for Inspection of the Act).

1. 証明書番号: JET2179-31003-2004
Statement Number
2. 交付年月日: 2020年2月1日
Effective Date February 1, 2020
3. 有効年月日: 2027年1月31日
Date of Validity January 31, 2027
4. 申込者名 (Applicant)
住所: FENHU TECHNIC DEVELOPMENT ZONE WUJIANG, JIANGSU PROVINCE, CHINA
Address

氏名又は名称: SUZHOU WALTER ELECTRONIC CO., LTD.
Name

5. 特定電気用品名: 管形ヒューズ
Name of Product Cartridge fuses
6. 型式の区分: 別紙のとおり
Type Classification See attached "Type Classification"
7. 製造工場名 (Manufacturer)
住所: FENHU TECHNIC DEVELOPMENT ZONE WUJIANG, JIANGSU PROVINCE, CHINA
Address

氏名又は名称: SUZHOU WALTER ELECTRONIC CO., LTD.
Name

8. 適用試験規格: 電気用品の技術上の基準を定める省令の解釈
Applied Standard for Testing Description of the technical requirements by the METI Ordinance
別表第十二 J60127-1 (H28) 及び J60127-2 (H28)
Appendix 12 J60127-1 (H28) and J60127-2 (H28)

9. 適合性検査の方法: (Testing Method for Conformity Assessment)
 - 1) 試験用の特定電気用品については、電気用品の技術上の基準を定める省令の解釈に定める方法
With respect to testing for Category A products, the testing method is based on the technical requirements of the description of Electrical Appliances and Materials stipulated in the METI Ordinance.
 - 2) 当該特定電気用品に係る届出事業者又は事業場における検査設備については、電気用品安全法施行規則別表第四の検査設備の欄に掲げる検査設備ごとにそれぞれ同表の技術上の基準の欄に掲げる方法
With respect to inspection facilities required for Category A products at the factory, Testing Method described in the column of the technical requirements for each inspection facilities in the column of inspection facilities is shown in the Appendix 4 of Enforcement Regulations of the Act.

10. 注意事項

- 1) この適合同等証明書は、提出された試験用の電気用品に関して評価を行った上で交付したものであり、同一の型式の区分にある電気用品について電気用品安全法第8条1項に規定する技術基準適合確認の義務を履行したことを示すものではありません。

This Statement of Conformity Assessment, which is issued on the evaluation of the submitted test-use Electrical Appliances and Materials, does not signify that the Obligation to Comply with Requirements, which is prescribed at Paragraph 1 of Article 8 of the Act, is fulfilled on Electrical Appliances and Materials in the same Type Classification.

- 2) この適合同等証明書は、別紙に記載されている型式の区分の範囲内及び区分の組み合わせについてのみ有効です。

This Statement of Conformity Assessment is valid only for Electrical Appliances and Materials within the Type Classifications and their combination as stated in the attached "Type Classification".

順海科技
0755-28100016

一般財団法人 電気安全環境研究所
Japan Electrical Safety & Environment technology Laboratories (JET)

理事長 薦田 康久
President Yasuhisa Komoda

東京都渋谷区代々木5-14-12
(5-14-12, Yoyogi, Shibuya-ku, Tokyo, Japan)

証明書番号：JET2179-31003-2004

適合同等証明書別紙

Statement of Conformity Assessment

型式の区分

Type Classification

要素 Factor	区分 Classification
定格電圧 Rated voltage	(2) 125Vを超えるもの Exceeding 125V
定格電流（定格電流表示のあるものの場合に限る。） Rated current (limited to those with rated current markings)	(2) 5Aを超え15A以下のもの Exceeding 5A, and less than or equal to 15A
適用電動機の定格容量（定格電流表示のないものの場合に限る。） Rated capacity of applicable motor (limited to those without rated current markings)	—
可溶体の主材料 Fuse element materials	(1) 銀のもの Silver
可溶体の数 Number of fuse elements	(1) 1のもの One
再使用（管形ヒューズを除く。） Reusability (excluding cartridge fuses)	—
内部充てん物 Filler materials	(2) ないもの Without filler materials
筒（内筒を除く。）の材料 Outer cartridge materials	(3) 磁器のもの又はガラスのもの Ceramic or glass
端子 Terminals	(2) 筒形のもの Tubular terminal
排気孔 Exhausting opening	(2) ないもの Without exhausting opening
溶断の表示 Blowout fuse indicator	(2) ないもの Without blowout fuse indicator
用途 Application	(2) 電子機器用のもの For use in electric appliances
定格遮断電流 Rated breaking capacity	(1) 100A以下のもの 100A or less

証明書番号：JET2179-31003-2004



전기용품안전인증서

Electrical Appliances Safety Certificate

안전인증번호 : SU05015-5007
(Certificate No.)

접수번호 : 05-1920-4150
(Order No.)

제조사명 : Suzhou Walter Electronic Co., Ltd.
(Manufacturer)

공장소재지 : Fenu, Technic Development Zone, Luxu Wu Jiang, Jiangsu,
(Factory Address) P.R.China

제품명 : 소형퓨즈 (Miniature fuse-link)
(Product)

기본모델명 : TSD 250mA
(Basic Model)

정격 : AC250V, 250mA
(Electrical Ratings)

파생모델명 : See the Attachment 1
(Series Model)

적용기준 : K60127-1, K60127-2
(Applied Standard)

- 첨부 : 1. 기본모델·파생모델의 내용 (General Descriptions of Certified Products)
2. 전기용품안전인증서의 변경발급 현황 (Status of Compliance Certificate Revisions)

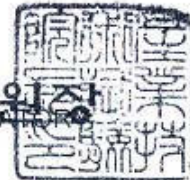
전기용품 안전관리법 제5조의 규정에 의하여 위의 전기용품에 대하여 안전인증서를 교부합니다.

We Certificate Electrical Appliances Safety Certification as above product by Article 5 of the Electrical Appliance Safety Control Law.

2005년 11월 03일
year month day



안전인증기관
산업기술시험원
KOREA TESTING LABORATORY



첨부 1 : 기본모델·파생모델의 내용
General description of Certified Products

파생모델명 Derivative model	기본모델과의 차이점 Differences between the basic and derivative model(s)
TSD 100mA	Different in Cross section of fusible.
TSD 125mA	Different in Cross section of fusible.
TSD 160mA	Different in Cross section of fusible.
TSD 200mA	Different in Cross section of fusible.
TSD 100mA(+p)	Different in Cross section of fusible, adhere reed wire
TSD 125mA(+p)	Different in Cross section of fusible, adhere reed wire
TSD 160mA(+p)	Different in Cross section of fusible, adhere reed wire
TSD 200mA(+p)	Different in Cross section of fusible, adhere reed wire
TSD 250mA(+p)	adhere reed wire
TMD 100mA	Fusible different, Different in Cross section of fusible
TMD 125mA	Fusible different, Different in Cross section of fusible
TMD 160mA	Fusible different, Different in Cross section of fusible
TMD 200mA	Fusible different, Different in Cross section of fusible
TMD 250mA	Fusible different
TMD 100mA(+p)	Fusible different, Different in Cross section of fusible, adhere reed wire
TMD 125mA(+p)	Fusible different, Different in Cross section of fusible, adhere reed wire
TMD 160mA(+p)	Fusible different, Different in Cross section of fusible, adhere reed wire
TMD 200mA(+p)	Fusible different, Different in Cross section of fusible, adhere reed wire
TMD 250mA(+p)	Fusible different, adhere reed wire
제품특기사항 및 시험조건 Remarks & Test conditions	
<p>1. Test Report Ref. No. : 05-1920-4150 (2005. 10. 31)</p> <p>2. Product Description</p> <ul style="list-style-type: none"> - Ratings : 250V~, 250mA - Model : TSD 250mA 	
<p>본 제품의 시험내용에 관하여 문의하실 사항이 있으시면 아래 연락처로 문의하시기 바랍니다. 시험담당자 : 전기전자본부, 부품평가팀, 정문식 / (02)8601-406 If you have any question on product testing, please contact the person below : Job holder : Electro-Technical Center, Components Assessment Team, M.S. Jung /+82 2 8601-406</p>	



전기용품안전인증서

Electrical Appliances Safety Certificate

안전인증번호 : SU05015-5008
(Certificate No.)

접수번호 : 05-1920-4151
(Order No.)

제조사명 : Suzhou Walter Electronic Co., Ltd.
(Manufacturer)

공장소재지 : Fenu, Technic Development Zone, Luxu Wu Jiang, Jiangsu,
(Factory Address) P.R.China

제품명 : 소형퓨즈 (Miniature fuse-link)
(Product)

기본모델명 : TSD 400mA
(Basic Model)

정격 : AC250V, 400mA
(Electrical Ratings)

파생모델명 : See the Attachment 1
(Series Model)

적용기준 : K60127-1, K60127-2
(Applied Standard)

- 첨부 : 1. 기본모델·파생모델의 대용 (General Descriptions of Certified Products)
2. 전기용품안전인증서의 변경발급 현황 (Status of Compliance Certificate Revisions)

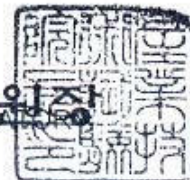
전기용품 안전관리법 제5조의 규정에 의하여 위의 전기용품에 대하여 안전인증서를 교부합니다.

We Certificate Electrical Appliances Safety Certification as above product by Article 5 of the Electrical Appliance Safety Control Law.

2005년 11월 07일
year month day



안전인증기관
산업기술시험원장
KOREA TESTING LABORATORY



첨부 1 : 기본모델-파생모델의 내용
General description of Certified Products

파생모델명 Derivative model	기본모델과의 차이점 Differences between the basic and derivative model(s)
TSD 315mA	Different in Cross section of fusible
TSD 315mA(+p)	Different in Cross section of fusible, adhere reed wire
TSD 400mA(+p)	adhere reed wire
TMD 315mA	Fusible different, Different in Cross section of fusible
TMD 400mA	Fusible different
TMD 315mA(+p)	Fusible different, Different in Cross section of fusible, adhere reed wire
TMD 400mA(+p)	Fusible different, adhere reed wire
제품특기사항 및 시험조건 Remarks & Test conditions	
<p>1. Test Report Ref. No. : 05-1920-4151 (2005. 10. 31)</p> <p>2. Product Description</p> <ul style="list-style-type: none"> - Ratings : 250V~, 400mA - Model : TSD 400mA - Miniature fuse-link 	
<p>본 제품의 시험내용에 관하여 문의사항이 있으시면 아래 연락처로 문의하시기 바랍니다. 시험담당자 : 전기전자본부, 부품평가팀, 정문수 (02)8601-406</p> <p><input type="checkbox"/> If you have any question on product testing, please contact the person below : Job holder : Electro-Technical Center, Components Assessment Team, M.S. Jung /+82 2 8601-406</p>	

첨부 2 : 전기용품안전인증서의 변경발급현황
Status of Compliance Certificate Revisions

변경발급 내용 Contents of Certificate Revisions	비고 Remarks
Not Applicable	

FP511-11-00



전기용품안전인증서

Electrical Appliances Safety Certificate

안전인증번호 : SU05015-5006
(Certificate No.)

접수번호 : 05-1920-4149
(Order No.)

제조사명 : Suzhou Walter Electronic Co., Ltd.
(Manufacturer)

공장소재지 : Fenu, Technic Development Zone, Luxu Wu Jiang, Jiangsu,
(Factory Address) P.R.China

제품명 : 소형퓨즈 (Miniature fuse-link)
(Product)

기본모델명 : TSD 800mA
(Basic Model)

정격 : AC250V, 800mA
(Electrical Ratings)

파생모델명 : See the Attachment 1
(Series Model)

적용기준 : K60127-1, K60127-2
(Applied Standard)

- 첨부 : 1. 기본모델·파생모델의 내용 (General Descriptions of Certified Products)
2. 전기용품안전인증서의 변경발급 현황 (Status of Compliance Certificate Revisions)

전기용품 안전관리법 제5조의 규정에 의하여 위의 전기용품에 대하여 안전인증서를 교부합니다.

We Certificate Electrical Appliances Safety Certification as above product by Article 5 of the Electrical Appliance Safety Control Law.

2005년 11월 03일
year month day



안전인증기관
산업기술시험원장
KOREA TESTING LABORATORY



첨부 1 : 기본모델-파생모델의 내용
General description of Certified Products

파생모델명 Derivative model	기본모델과의 차이점 Differences between the basic and derivative model(s)
TSD 500mA	Different in Cross section of fusible
TSD 630mA	Different in Cross section of fusible
TSD 500mA(+p)	Different in Cross section of fusible, adhere reed wire
TSD 630mA(+p)	Different in Cross section of fusible, adhere reed wire
TSD 800mA(+p)	adhere reed wire
TMD 500mA	Fusible different, Different in Cross section of fusible
TMD 630mA	Fusible different, Different in Cross section of fusible
TMD 800mA	Fusible different
TMD 500mA(+p)	Fusible different, Different in Cross section of fusible, adhere reed wire
TMD 630mA(+p)	Fusible different, Different in Cross section of fusible, adhere reed wire
TMD 800mA(+p)	Fusible different, adhere reed wire
제품특기사항 및 시험조건 Remarks & Test conditions	
1. Test Report Ref. No. : 05-1920-4149 (2005. 10. 31) 2. Product Description - Ratings : 250V~, 800mA - Model : TSD 800mA	
본 제품의 시험내용에 관하여 문의하실 사항이 있으시면 아래 연락처로 문의하시기 바랍니다. 시험담당자 : 전기전자본부, 부품평가팀, 정문숙 / (02)8601-406 <i>If you have any question on product testing, please contact the person below :</i> <i>Job holder : Electro-Technical Center, Components Assessment Team, M.S. Jung / +82 2 8601-406</i>	

첨부 2 : 전기용품안전인증서의 변경발급현황
Status of Compliance Certificate Revisions

변경발급 내용 Contents of Certificate Revisions	비고 Remarks
Not Applicable	

FP511-11-00



전기용품안전인증서

Electrical Appliances Safety Certificate

안전인증번호 : SU05015-5004
(Certificate No.)

접수번호 : 05-1920-4147
(Order No.)

제조사명 : Suzhou Walter Electronic Co., Ltd.
(Manufacturer)

공장소재지 : Fenu, Technic Development Zone, Luxu Wu Jiang, Jiangsu,
(Factory Address) P.R.China

제품명 : 소형퓨즈 (Miniature fuse-link)
(Product)

기본모델명 : TSD 2.5A
(Basic Model)

정격 : AC250V, 2.5A
(Electrical Ratings)

파생모델명 : See the Attachment 1
(Series Model)

적용기준 : K60127-1, K60127-2
(Applied Standard)

- 첨부 : 1. 기본모델·파생모델의 내용 (General Descriptions of Certified Products)
2. 전기용품안전인증서의 변경발급 현황 (Status of Compliance Certificate Revisions)

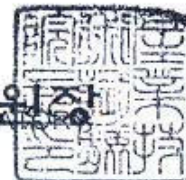
전기용품 안전관리법 제5조의 규정에 의하여 위의 전기용품에 대하여 안전인증서를 교부합니다.

We Certificate Electrical Appliances Safety Certification as above product by Article 5 of the Electrical Appliance Safety Control Law.

2005년 11월 03일
year month day



안전인증기관
KOREA TESTING LABORATORY
KTL



첨부 1 : 기본모델-파생모델의 내용
General description of Certified Products

파생모델명 Derivative model	기본모델과의 차이점 Differences between the basic and derivative model(s)
TSD 1A	Different in Cross section of fusible.
TSD 1.25A	Different in Cross section of fusible.
TSD 1.6A	Different in Cross section of fusible.
TSD 2A	Different in Cross section of fusible.
TSD 1A(+p)	Different in Cross section of fusible, adhere reed wire
TSD 1.25A(+p)	Different in Cross section of fusible, adhere reed wire
TSD 1.6A(+p)	Different in Cross section of fusible, adhere reed wire
TSD 2A(+p)	Different in Cross section of fusible, adhere reed wire
TSD 2.5A(+p)	adhere reed wire
TMD 1A	Fusible different, Different in Cross section of fusible
TMD 1.25A	Fusible different, Different in Cross section of fusible
TMD 1.6A	Fusible different, Different in Cross section of fusible
TMD 2A	Fusible different, Different in Cross section of fusible
TMD 2.5A	Fusible different
TMD 1A(+p)	Fusible different, Different in Cross section of fusible, adhere reed wire
TMD 1.25A(+p)	Fusible different, Different in Cross section of fusible, adhere reed wire
TMD 1.6A(+p)	Fusible different, Different in Cross section of fusible, adhere reed wire
TMD 2A(+p)	Fusible different, Different in Cross section of fusible, adhere reed wire
TMD 2.5A(+p)	Fusible different, adhere reed wire
TMD 1A(+p)	Fusible different, Different in Cross section of fusible, adhere reed wire
제품특기사항 및 시험조건 Remarks & Test conditions	
1. Test Report Ref. No. : 05-1920-4147 (2005. 10. 31) 2. Product Description - Ratings : 250V~, 2.5A - Model : TSD 2.5A	
본 제품의 시험내용에 관하여 문의하실 사항이 있으시면 아래 연락처로 문의하시기 바랍니다. 시험담당자 : 전기전자본부, 부품평가팀, 정문식 / (02)8601-406 If you have any question on product testing, please contact the person below : Job holder : Electro-Technical Center, Components Assessment Team, M.S. Jung, +82-2-8601-406	



전기용품안전인증서

Electrical Appliances Safety Certificate

안전인증번호 : SU05015-5003
(Certificate No.)

접수번호 : 05-1920-4146
(Order No.)

제조사명 : Suzhou Walter Electronic Co., Ltd.
(Manufacturer)

공장소재지 : Fenu, Technic Development Zone, Luxu Wu Jiang, Jiangsu,
(Factory Address) P.R.China

제품명 : 소형퓨즈 (Miniature fuse-link)
(Product)

기본모델명 : TSD 4A
(Basic Model)

정격 : AC250V, 4A
(Electrical Ratings)

파생모델명 : See the Attachment 1
(Series Model)

적용기준 : K60127-1, K60127-2
(Applied Standard)

- 첨부 : 1. 기본모델·파생모델의 비등기 (General Descriptions of Certified Products)
2. 전기용품안전인증서의 변경발급 현황 (Status of Compliance Certificate Revisions)

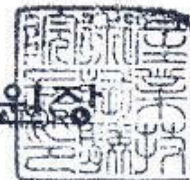
전기용품 안전관리법 제5조의 규정에 의하여 위의 전기용품에 대하여 안전인증서를 교부합니다.

We Certificate Electrical Appliances Safety Certification as above product by Article 5 of the Electrical Appliance Safety Control Law.

2005년 11월 03일
year month day



안전인증기관
산업기술시험원장
KOREA TESTING LABORATORY



첨부 1 : 기본모델·파생모델의 내용
General description of Certified Products

파생모델명 Derivative model	기본모델과의 차이점 Differences between the basic and derivative model(s)
TSD 3.15A	Different in Cross section of fusible.
TSD 3.15A(+p)	Different in Cross section of fusible, adhere reed wire
TSD 4A(+p)	adhere reed wire
TMD 3.15A	Fusible different, Different in Cross section of fusible
TMD 4A	Fusible different
TMD 3.15A(+p)	Fusible different, Different in Cross section of fusible, adhere reed wire
TMD 4A(+p)	Fusible different, adhere reed wire
제품특기사항 및 시험조건 Remarks & Test conditions	
1. Test Report Ref. No. : 05-1920-4146 (2005.10.31) 2. Product Description - Ratings : 250V~, 4A - Model : TSD 250 4A	
본 제품의 시험내용에 관하여 문의하실 사항이 있으시면 아래 연락처로 문의하시기 바랍니다. 시험담당자 : 전기전자본부, 부품평가팀, 정문식 / (02)8601-406 <i>If you have any question on product testing, please contact the person below.</i> <i>Job holder : Electro-Technical Center, Components Assessment Team, M.S. Jung / +82 2 8601-406</i>	

첨부 2 : 전기용품안전인증서의 변경발급현황
Status of Compliance Certificate Revisions

변경발급 내용 Contents of Certificate Revisions	비고 Remarks
Not Applicable	

FP511-11-00



전기용품안전인증서

Electrical Appliances Safety Certificate

안전인증번호 : SU05015-5005
(Certificate No.)

접수번호 : 05-1920-4148
(Order No.)

제조사명 : Suzhou Walter Electronic Co., Ltd.
(Manufacturer)

공장소재지 : Fenhu, Technic Development Zone, Luxu Wu Jiang, Jiangsu,
(Factory Address) P.R.China

제품명 : 소형퓨즈 (Miniature fuse-link)
(Product)

기본모델명 : TSD 6.3A
(Basic Model)

정격 : AC250V, 6.3A
(Electrical Ratings)

파생모델명 : See the Attachment 1
(Series Model)

적용기준 : K60127-1, K60127-2
(Applied Standard)

- 첨부 : 1. 기본모델·파생모델의 내용 (General Descriptions of Certified Products)
2. 전기용품안전인증서의 변경발급 현황 (Status of Compliance Certificate Revisions)

전기용품 안전관리법 제5조의 규정에 의하여 위의 전기용품에 대하여 안전인증서를 교부합니다.

We Certificate Electrical Appliances Safety Certification as above product by Article 5 of the Electrical Appliance Safety Control Law.

2005년 11월 03일
year month day



안전인증기관
산업기술시험원장
KOREA TESTING LABORATORY



첨부 1 : 기본모델-파생모델의 내용
General description of Certified Products

파생모델명 Derivative model	기본모델과의 차이점 Differences between the basic and derivative model(s)
TSD 5A	Different in Cross section of fusible.
TSD 5A(+p)	Different in Cross section of fusible, adhere reed wire
TSD 6.3A(+p)	adhere reed wire
TMD 5A	Fusible different, Different in Cross section of fusible.
TMD 6.3A	Fusible different
TMD 5A(+p)	Fusible different, Different in Cross section of fusible, adhere reed wire
TMD 6.3A(+p)	Fusible different, adhere reed wire
제품특기사항 및 시험조건 Remarks & Test conditions	
1. Test Report Ref. No. : 05-1920-4148 (2005. 10. 31) 2. Product Description - Ratings : 250V~, 6.3A - Model : TSD 6.3A	
본 제품의 시험내용에 관하여 문의하실 사항이 있으시면 아래 연락처로 문의하시기 바랍니다. 시험담당자 : 전기전자본부, 부품평가팀, 정승익 / (02)8601-406 <i>If you have any question on product testing, please contact the person below.</i> <i>Job holder : Electro-Technical Center-Components Assessment Team, M.S. Jung /+82 2 8601-406</i>	

첨부 2 : 전기용품안전인증서의 변경발급현황
Status of Compliance Certificate Revisions

변경발급 내용 Contents of Certificate Revisions	비고 Remarks
Not Applicable	

FP511-11-00

접 수 번 호 : 2012-01-920-2437
(Receipt No.)



전기용품 안전인증서

Electrical Appliances Safety Certificate

안전인증번호 (Certificate No.)	: SU05015-12009
제조업자명 (Factory)	: Suzhou Walter Electronic Co., Ltd.
대표자명 (President)	: Mr. Yen Chun Chang
제조공장위치 (Factory Address)	: Fenhui Technic Development Zone, Luxu Wu Jiang, Jiangsu, P.R.China
제품명 (Product)	: 퓨즈(Catridge fuse-links)
기본모델명 (Basic Model)	: TMD 15A
정격 (Rating)	: T15AL 250V
파생모델명 (Series Model)	: See the attachment 2
적용기준 (Standard)	: K60127-1(2011-12), K60127-2(2011-12)

「전기용품안전 관리법 시행규칙」 제6조제2항에 따라 위의 전기용품에 대하여 안전인증서를 발급합니다.

We Issue Electrical Appliances Safety Certification as above product by Article 6 Section 2 of the Electrical Appliances Safety Control Law Enforcement Regulation.

2012년 06월 19일



한국산업기술시험원
KOREA TESTING LABORATORY



※ 이 인증서는 「전기용품안전 관리법」에 따른 전기용품 안전성 확인에 한정된 것이며, 그 밖의 다른 법률이 적용되는 제품의 경우에는 해당 법률에 따라 추가로 인증·허가 등을 받아야 합니다.

- 첨 부 :
(Annex)
1. 안전관리부품 및 재질목록 (List of Critical Components)
 2. 기본모델·파생모델의 내용 (General Descriptions of Certified Products)
 3. 전기용품안전인증의 변경 현황 (Status of Certificate Revisions)

첨부 2 : 기본모델 · 파생모델의 내용
General description of Certified Products

파생모델명 Derivative model	기본모델과의 차이점 Differences between the basic and derivative model(s)
TMD 8A	The rated current(8A) and breaking capacity(80A) are different
TMD 10A	The rated current(10A) and breaking capacity(100A) are different
TMD 12A	The rated current(12A) and breaking capacity(120A) are different
TMD+P 8A	The rated current(8A) and breaking capacity(80A) are different, Pigtail type
TMD+P 10A	The rated current(10A) and breaking capacity(100A) are different, Pigtail type
TMD+P 12A	The rated current(12A) and breaking capacity(120A) are different, Pigtail type
TMD+P 15A	Pigtail type
제품특기사항 및 시험조건 Remarks & Test conditions	
<p>1. Test Report Ref. No. : 12-1920-2437 (2012.06.13.)</p> <p>2. Product Description</p> <ul style="list-style-type: none"> - T15AL 250V - Breaking capacity : 150A - Time lag type, Low-breaking capacity - Standard sheet 3 	
<p><input type="checkbox"/> 본 제품의 시험내용에 관하여 문의하실 사항이 있으시면 아래 연락처로 문의하시기 바랍니다. 시험 담당자 / 연락처: 디지털산업본부 전기전자기술센터 조인철 / (02)860-1425</p> <p><input type="checkbox"/> If you have any question on product testing, please contact the person below : Job holder: Digital Industry Division, Electrics & Electronics Technology Center, INCHUL CHO/+82 2 8601-425</p>	

FP511-09-00

첨부 3 : 전기용품안전인증의 변경 현황
Status of Certificate Revisions

변경발급 내용 Contents of Certificate Revisions
Not applicable

FP511-11-00