


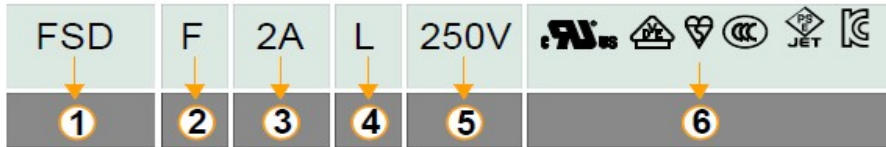
### 1. 適用範圍 / SCOPE

FSD 系列小型保險絲，適用於一般電子設備。  
FSD series Miniature-Fuse，used in electronic equipment.



### 2. 產品型號 / TYPE

例「example」：



- ① 系列號 / Series Number
- ② 特性符號 / Characteristic Symbol
- ③ 額定電流 / Rated Current
- ④ 斷路容量符號 / Breaking Capacity Symbol
- ⑤ 額定電壓 / Rated Voltage
- ⑥ 認證符號 / Approved Symbol

### 3. 額定電流和額定電壓 / RATED CURRENT AND RATED VOLTAGE

額定電流 / Rated Current:  
200mA~15A  
額定電壓 / Rated Voltage:  
250VAC

### 4. 標示 / MARKING

保險絲兩端銅帽上需有下列標示/The fuses cap shall have the following marking

①規 格：製造工廠的商標+額定電流+額定電壓

Specification : The Manufacture's Logo + Rated Current + Rated Voltage

200mA ~ 800mA :  F\_\_ mA L 250 V

1A ~ 6.3A :  F\_\_ A L 250 V

8A/10A/12A/15A :  F\_\_ A L 250 V

②系列號+認證符號

Trade mark : Part Number + Approved Symbol.

200mA~800mA(250V) : FSD 

1A ~ 6.3A(250V) : FSD 

8A、10A(250V) : FSD 

12A、15A(250V) : FSD 

注意 / Note :

對標示的大小和位置沒有規定 / Size and position of the markings shall not be provided.

## 5.外觀及形狀 / APPEARANCES AND CONFIGURATION

5-1 外觀：不應有破碎、明顯的污斑。

Appearances: There shall not be break up and any remarkable blotch.

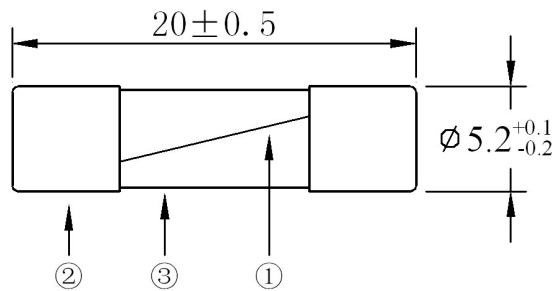
5-2 形狀：小型保險絲。

Configuration: Miniature-Fuse.



## 6.工程圖和結構 / OUTLINE DRAWING AND STRUCTURE

6-1 工程圖 (單位：mm) / Outline Drawing and Dimensions (Unit: mm)



6-2 結構 / Structure

編號 No.	元件 Component	材質 Material	數量 Quantity
①	熔絲 Wire	合金 Alloy	1
②	銅帽 Cap	黃銅鍍鎳 Brass with nickel plated	2
③	本體 Body	玻璃管 Glass Tube	1

## 7.產品特性 / PRODUCT CHARACTERISTICS

7-1 拉力測試/Tensile test

軸向拉力 5 牛頓 · 持續 60 秒/Pulling the cap of the fuse with 5 N at axial direction keep 60 sec.

7-2 推力測試/Thrust test

軸向推力 2 牛頓 · 持續 10 ± 1 秒/Thrust two cap's bottom of the fuse with 2N at axial direction keep 10 ± 1 sec.

## 8. 電氣特性 / ELECTRICAL CHARACTERISTICS

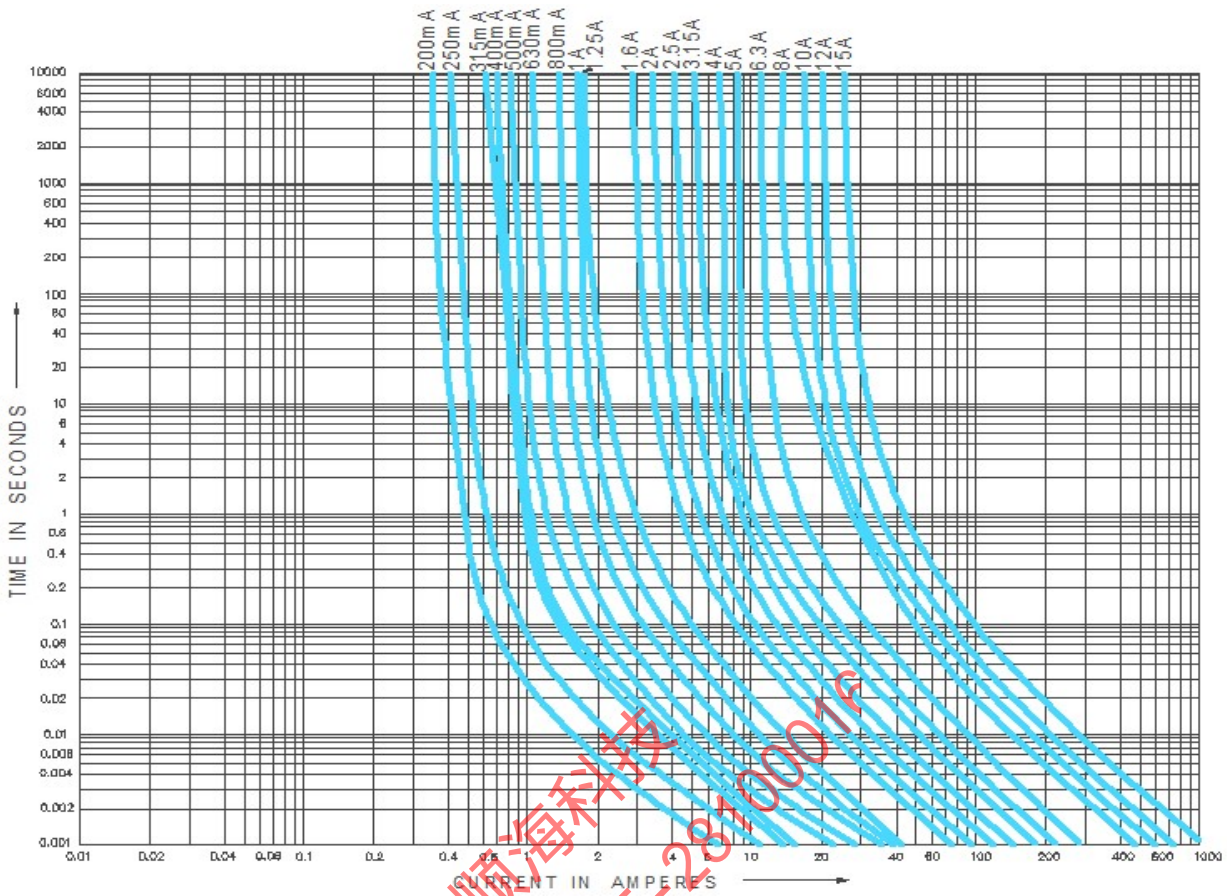
### 8-1 熔斷 / 電流特性 : Pre-Arcing Time / Current Characteristic ( limits )

RATED CURRENT	2.1 In	2.75 In		4 In		10 In
	Max.	Min.	Max.	Min.	Max.	Max.
32mA to 100mA	30 min	10 ms	500 ms	3 ms	100 ms	20 ms
Above 100mA to 6.3A	30 min	50 ms	2 s	10 ms	300 ms	20 ms
Above 6.3A to 15A	30 min	50 ms	2 s	10 ms	400 ms	40 ms

### 8-2 產品規格/Specification

額定電流 Rated Current	冷電阻 Cold resistance	最大電壓降 Max Voltage Drop ( mV )	最大功耗 Max Power Dissipation ( mW )	I <sup>2</sup> T 值 I <sup>2</sup> T Value (A <sup>2</sup> Sec@8ms)	分斷能力 Breaking Capacity
200mA	0.780Ω	1700	1600	0.0219	35A @250V AC
250mA	0.490Ω	1400		0.0513	
315mA	0.336Ω	1300		0.1120	
400mA	0.320Ω	1200		0.0894	
500mA	0.212Ω	1000		0.200	
630mA	0.166Ω	650		0.295	
800mA	0.122Ω	240		0.476	
1A	84.55mΩ	200		1.22	
1.25A	67.60mΩ	200		1.76	
1.6A	47.60mΩ	190		3.89	
2A	36.50mΩ	170		5.51	
2.5A	31.00mΩ	170	10.1	10In A @250V AC	
3.15A	24.50mΩ	150	14.6		
4A	18.10mΩ	130	24.0		
5A	13.04mΩ	130	41.8		
6.3A	13.33mΩ	130	75.2		
8A	6.10mΩ	130	212		
10A	6.40mΩ	130	292		
12A	5.30mΩ	130	434		
15A	4.01mΩ	130	790		

### 8-3 時間電流曲線/Time-Current Curve



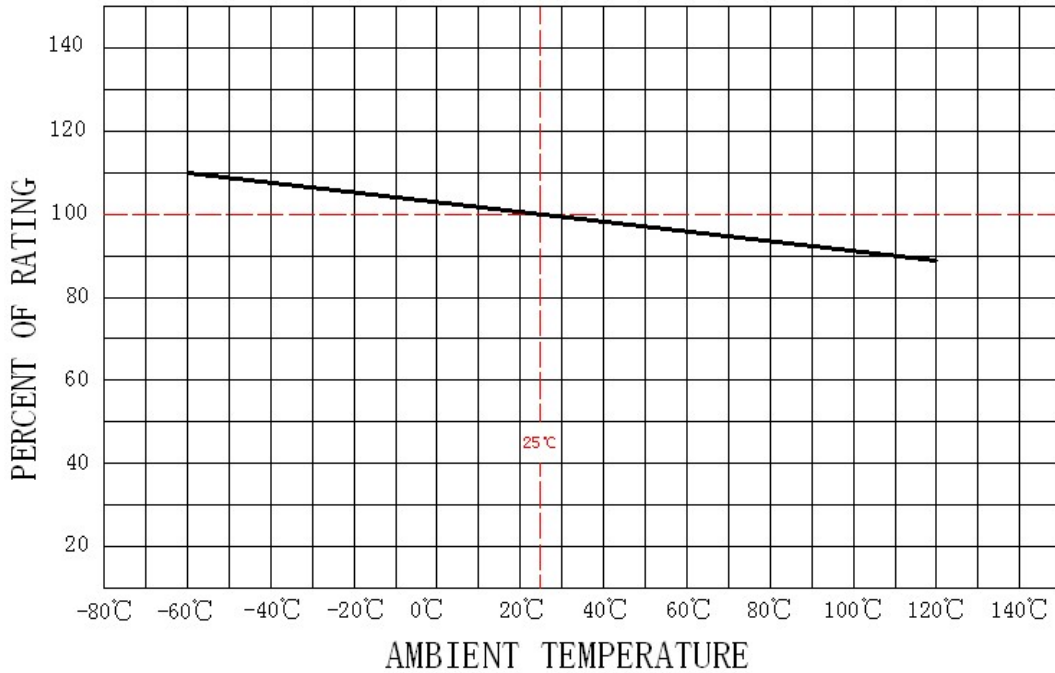
## 9.環境特性 / ENVIRONMENTAL CHARACTERISTIC

### 9-1 操作溫度範圍: -55°C ~ 125°C / Operating Temperature:-55°C ~ 125°C

若貴司操作環境溫度超出 $25 \pm 5^\circ\text{C}$ 範圍，在選用保險絲規格時，需考慮操作環境溫度對保險絲的影響。  
請參照：溫度-電流曲線圖。

When choosing the fuse's specification, if the operating environmental temperature beyond the scope from  $20 \sim 30^\circ\text{C}$ , you should consider the environmental temperature's affection to fuses.

Please refer: Temperature-Current curve



### 9-2 存儲條件 / Storage Conditions

在溫度+10°C ~ 60°C、相對濕度 $\leq 75\%$ 的密閉條件下可存放 3 年。

Under airtight in temperature+10°C ~ 60°C、relative humidity  $\leq 75\%$  can store 3 years.

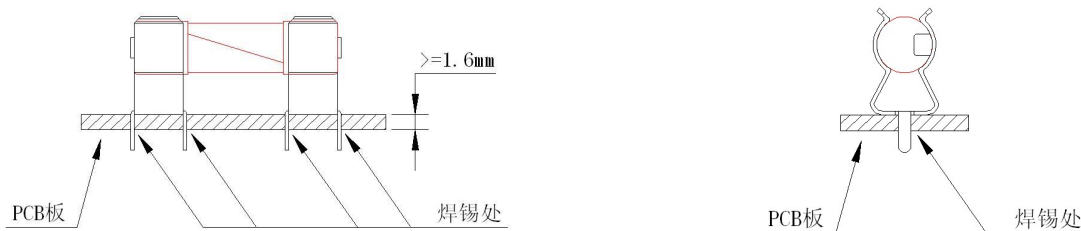
在溫度+10°C ~ 60°C、相對濕度為 95%的非露天下最多可存放 30 天。

Without dew in temperature+10°C ~ 60°C、relative humidity be 95% maximum value for 30days.

### 10.安裝方式及條件 / INSTALLATION WAY AND PARAMETERS

10-1 建議如下圖安裝方式安裝，並滿足所要求的尺寸。

Propose that the following picture installation way is installed, and satisfied the required size.



### 10-2 建議客戶焊接參數 / Recommended Customer Soldering Parameters

波峰焊參數 / Wave Parameters


錫爐溫度 / Solder Pot Temperature: 260°C Max

焊接時間 / Solder Dwell Time: 2~5s

手工焊參數 / Hand-Solder Parameters

烙鐵溫度 / Solder Iron Temperature: 350 $\pm$ 5°C

焊接時間 / Heating Time: 5s Max



### 11. 其他使用注意事項 / OTHER NOTICE IN USED

如果需在保險絲上加熱縮套管，烘烤溫度與時間需參照以下規定

If need to add heat draws back the sleeve pipe on the fuse , it needs to consult the following regulation to toast temperature and time.

溫度 temperature	120°C	130°C	140°C	150°C	160°C	170°C	180°C
時間 time	Max 80s	Max 75s	Max 70s	Max 65s	Max 60s	Max 55s	Max 50s

### 12. 安全認證及編號 / STANDARDS AND APPROVALS

UL	E56092(200mA~15A)	
VDE	40016929(200mA~10A)	40016932(12A ~15A)
BSI	KM70911(200mA~6.3A)	
CCC	2020970207000226 (200mA~6.3A)	
CQC	CQC11012062192(8A、10A)	
PSE	JET2179-31003-2003(1A~5A)	JET2179-31003-2004(6.3A)
KC	SU05015-9005(200mA~800mA)	
	SU05015-9001(1A~2.5A)	SU05015-9003(3.15A~6.3A)
	SU05015-9002(8A~10A)	SU05015-9004(12A~15A)

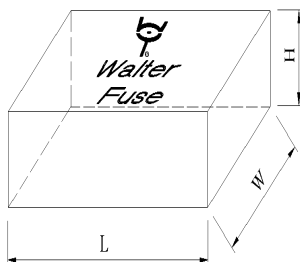
### 13. 包裝 / PACKING

#### 13-1 包裝數量 / Packing Quantity

A：每內盒裝 1000 個保險絲/ 1000pcs per inner box .

B：每外箱裝 10 內盒保險絲/10 inner boxes per outer box .

#### 13-2 內包裝盒/Inner box of packing

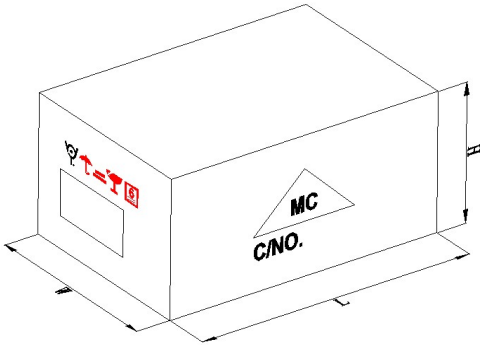


單位/Unit : mm

L	W	H
157±3	124±3	84±2



13-3 外包裝箱/Outer box of packing



單位/Unit : mm

L	W	H
445±5	270±5	190±5

14.其他 / OTHERS


14-1 如果在使用中有超出本規格書的要求，必須經由雙方協商確認。

In the event that an impropriety is found beyond this specification, it shall be fixed by mutual agreement between the parties.

14-2 如果本規格書有不適當的情況，必須通過雙方協商並由本公司修改。

In the event that an impropriety is found in this specification, SUZHOU WALTER ELECTRONIC CO., LTD. shall amend it by mutual agreement between the parties.


順海科技  
0755-28100119



版次	製作	確認	審核
第15版	程正永 2022/03/29	饒紅 2022/03/29	

顺海科技  
0755-28100016





<b>W 40</b>	<b>w</b>			
<b>W 55 XX XX r</b>	<b>r</b>			
		6.3 x 31.5 0.25 x 1.25	0.1 - 5	
			0.1 - 3	
			0.1 - 3	
			0.1 - 1	
			0.1 - 1	
			0.1 - 50	
			150V c	1000

顺海科技  
0755-28100016

		0.1 - 12	600Vac	10000
		0.1 - 12	1000Vac	10000
		0.1 - 30	400Vac	1000
		0.1 - 30	400Vdc	1000
		0.1 - 12	300Vac	10000
		0.1 - 12	300Vdc	10000
<b>WM55-XXP XX represents rated current</b>				
	6.3 x 31.75 (0.25 x 1.25)	0.1 - 50	250Vac	1000
		0.1 - 30	660Vac	1000
		0.1 - 30	660Vdc	1000
		0.1 - 12	600Vdc	10000
		0.1 - 12	1000Vdc	10000
		0.1 - 50	150Vdc	1000
		0.1 - 12	600Vac	10000
		0.1 - 12	1000Vac	10000
		0.1 - 30	400Vac	1000
		0.1 - 30	400Vdc	1000
		0.1 - 12	300Vac	10000
		0.1 - 12	300Vdc	10000
<b>WM70 followed by 0.1-50 and may followed by suffix P</b>				
	6.3 x 25.4 (0.25 x 1.00)	0.1 - 20	250Vac	10000
		0.1 - 20	400Vdc	2000
		0.1 - 30	400Vdc	300
		0.1 - 50	75Vdc	2500
<b>WM70. xxxP (xxx will be 0.1-50)</b>				
	6.3 x 25.4 (0.25 x 1.00)	0.1 - 20	250Vac	10000
		0.1 - 20	400Vdc	2000
		0.1 - 30	400Vdc	300
		0.1 - 50	75Vdc	2500
<b>WN10</b>	-	0.1 - 20	600Vac	200
		0.1 - 20	500Vdc	300
		0.1 - 10	400Vdc	2000

		0.1 - 1	600Vac	1000
<b>WN20</b>	-	0.1 - 20	600Vac	200
		0.1 - 20	500Vdc	300
		0.1 - 10	400Vdc	2000
		0.1 - 1	600Vac	1000
<b>WN30</b>	-	0.1 - 20	600Vac	200
		0.1 - 20	500Vdc	300
		0.1 - 10	400Vdc	2000
		0.1 - 1	600Vac	1000

**Supplemental fuses: filled-tube, cartridge enclosed**

Cat. No.	Size mm(in)	Amps (A)	Volts (V)	Interrupting Rating (A)
<b>FHC</b>	5.2 x 20 (0.20 x 0.79)	8 - 25	420Vac	300
		8 - 25	420Vdc	300
<b>FSC</b>	5 x 20 (0.20 x 0.79)	0.25 - 6.3	125Vac	10000
		0.25 - 15	250Vac	1500
		0.25 - 6.3	125Vdc	35
<b>MHC followed by 0.1, 0.2, 0.25, 0.315, 0.4, 0.5, 0.6, 0.75, 0.8, 1, 1.5, 2, 2.5, 3, 4, 5, 6.3, 7, 8, 10, 12, 15, 20, 25 or 30</b>				
	6.4 x 31.75 (0.25 x 1.25)	0.1 - 30	500Vac	1000
		0.1 - 30	500Vdc	1000
		0.1 - 30	500Vac	30K
		0.1 - 30	500Vdc	20K
<b>MTC</b>	6.35 x 31.75 (0.25 x 1.25)	15 - 20	250Vac	1500
		25 - 30	250Vac	500
<b>TSC</b>	5 x 20 (0.20 x 0.79)	0.2 - 6.3	250Vac	1500
		0.2 - 6.3	125Vac	10000
		0.2 - 6.3	125Vdc	35
		8 - 10	250Vac	1500
		12 - 20	250Vac	1500
<b>WM45-XX XX represents rated current</b>				

	6.4 x 31.75 (0.25 x 1.25)	0.1 - 30	500Vac	1000
		0.1 - 30	500Vdc	1000
		0.1 - 30	500Vac	30K
		0.1 - 30	500Vdc	20K
		0.1 - 30	420Vac	1000
		0.1 - 30	420Vdc	1000
		0.1 - 30	420Vac	30k
		0.1 - 30	420Vdc	20k
		0.1 - 30	300Vdc	20k

## Supplemental fuses: pigtail leads

Cat. No.	Size mm(in)	Amps (A)	Volts (V)	Interrupting Rating (A)
<b>2040</b>	12 x 9.5 x 6.5 (0.47 x 0.37 x 0.26)	0.8 - 4	250Vac	150
		0.8 - 4	300Vac	100
		5 - 6.3	250Vac	150
		5 - 6.3	300Vac	100
		0.8 - 4	250Vac	150
		0.8 - 4	300Vac	100
		5 - 6.3	250Vac	150
		5 - 6.3	300Vac	100
		0.8 - 4	250Vac	150
		0.8 - 4	300Vac	100
		5 - 6.3	250Vac	150
		5 - 6.3	300Vac	100
		0.8 - 4	250Vac	150
		0.8 - 4	300Vac	100
		5 - 6.3	250Vac	150
		5 - 6.3	300Vac	100
<b>TNP</b>	3.3 x 8.5 (0.13 x 0.33)	0.25 - 5	250Vac	50
		0.25 - 5	250Vac	50
		0.25 - 5	250Vac	50
		0.25 - 5	250Vac	50

		6.3	250Vac	63
		6.3	250Vac	63
		6.3	250Vac	63
		6.3	250Vac	63

**Supplemental fuses: pigtail leads, cartridge enclosed**

Cat. No.	Size mm(in)	Amps (A)	Volts (V)	Interrupting Rating (A)
<b>FDP</b>	3.6 x 10 (0.14 x 0.39)	0.5 - 3.15	250Vac	35
		4	250Vac	40
		5	250Vac	50
		6.3	250Vac	63
<b>FSD+P</b>	5 x 20 (0.20 x 0.79)	0.2 - 3.15	250Vac	35
		4 - 6.3	250Vac	10x Ampere rating
		0.2 - 6.3	125Vdc	35
		0.2 - 0.8	125Vac	10000
		8 - 15	125Vac	10x Ampere rating
		8 - 15	250Vac	10x Ampere rating
		1 - 6.3	125Vac	10000
<b>MFP</b>	6.35 x 31.5 (0.25 x 1.24)	0.125 - 10	125Vac	10000
		3.6 - 10	250Vac	200
<b>SFP</b>	5.2 x 20 (0.20 x 0.79)	0.25 - 0.8	125Vac	10000
		0.25 - 0.8	250Vac	35
		1 - 3.5	125Vac	10000
		1 - 3.5	250Vac	100
		4 - 7	125Vac	10000
<b>TMD+P</b>	5 x 20 (0.20 x 0.79)	0.1 - 3.5	250Vac	35
		0.1 - 6.3	125Vdc	35
		0.1 - 6.3	125Vac	10000
		3.6 - 6.3	250Vac	10x Ampere rating
		8 - 15	125Vac	10x Ampere rating
		8 - 15	250Vac	10x Ampere rating

<b>TME+P</b>	6 x 24 (0.24 x 0.94)	0.1 - 16	250Vac	150
<b>TSD+P</b>	5 x 20 (0.20 x 0.79)	0.1 - 3.5	250Vac	35
		3.6 - 6.3	250Vac	10x Ampere rating
		0.1 - 6.3	125Vac	10000
		0.1 - 6.3	125Vdc	35

**Supplemental fuses: pigtail leads, filled-tube**

Cat. No.	Size mm(in)	Amps (A)	Volts (V)	Interrupting Rating (A)
<b>MTTP</b>	6.76 x 32.8 (0.27 x 1.29)	40 - 50	250Vac	1000
		40 - 50	250Vac	300
<b>WM10 followed by 0.1 to 50, followed by P</b>				
	6.3 x 31.75 (0.25 x 1.25)	0.1 - 50	250Vac	1000
		0.1 - 30	660Vac	1000
		0.1 - 30	660Vdc	1000
		0.1 - 12	600Vdc	10000
		0.1 - 12	1000Vdc	10000
		0.1 - 50	150Vdc	1000
		0.1 - 12	600Vac	10000
		0.1 - 12	1000Vac	10000
		0.1 - 30	400Vac	1000
		0.1 - 30	400Vdc	1000
		0.1 - 12	300Vac	10000
		0.1 - 12	300Vdc	10000
<b>WM20 followed by 0.1 to 50, followed by P</b>				
	6.3 x 31.75 (0.25 x 1.25)	0.1 - 50	250Vac	1000
		0.1 - 30	660Vac	1000
		0.1 - 30	660Vdc	1000
		0.1 - 12	600Vdc	10000
		0.1 - 12	1000Vdc	10000
		0.1 - 50	150Vdc	1000
		0.1 - 12	600Vac	10000

		0.1 - 12	1000Vac	10000
		0.1 - 30	400Vac	1000
		0.1 - 30	400Vdc	1000
		0.1 - 12	300Vac	10000
		0.1 - 12	300Vdc	10000
<b>WM30 followed by 0.1 to 50, followed by P</b>				
	6.3 x 31.75 (0.25 x 1.25)	0.1 - 50	250Vac	1000
		0.1 - 30	660Vac	1000
		0.1 - 30	660Vdc	1000
		0.1 - 12	600Vdc	10000
		0.1 - 12	1000Vdc	10000
		0.1 - 50	150Vdc	1000
		0.1 - 12	600Vac	10000
		0.1 - 12	1000Vac	10000
		0.1 - 30	400Vac	1000
		0.1 - 30	400Vdc	1000
		0.1 - 12	300Vac	10000
		0.1 - 12	300Vdc	10000
<b>WM40 followed by 0.1 to 50, followed by P</b>				
	6.3 x 31.75 (0.25 x 1.25)	0.1 - 50	250Vac	1000
		0.1 - 30	660Vac	1000
		0.1 - 30	660Vdc	1000
		0.1 - 12	600Vdc	10000
		0.1 - 12	1000Vdc	10000
		0.1 - 50	150Vdc	1000
		0.1 - 12	600Vac	10000
		0.1 - 12	1000Vac	10000
		0.1 - 30	400Vac	1000
		0.1 - 30	400Vdc	1000
		0.1 - 12	300Vac	10000
		0.1 - 12	300Vdc	10000
<b>WM50 followed by 0.1 to 50, followed by P</b>				



	6.3 x 31.75 (0.25 x 1.25)	0.1 - 50	250Vac	1000
		0.1 - 30	660Vac	1000
		0.1 - 30	660Vdc	1000
		0.1 - 12	600Vdc	10000
		0.1 - 12	1000Vdc	10000
		0.1 - 50	150Vdc	1000
		0.1 - 12	600Vac	10000
		0.1 - 12	1000Vac	10000
		0.1 - 30	400Vac	1000
		0.1 - 30	400Vdc	1000
		0.1 - 12	300Vac	10000
		0.1 - 12	300Vdc	10000
<b>WN10.XXXP (!), WN20.XXXP (!), WN30.XXXP (!)</b>				
	-	0.1 - 20	600Vac	200
		0.1 - 20	500Vdc	300
		0.1 - 10	400Vdc	2000
		0.1 - 1	600Vac	1000

**Supplemental fuses: pigtail leads, filled-tube, cartridge enclosed**

Cat. No.	Size mm(in)	Amps (A)	Volts (V)	Interrupting Rating (A)
<b>FHP</b>	5.9 x 21.5 (0.23 x 0.85)	8 - 25	420Vac	300
		8 - 25	420Vdc	300
<b>FSC+P</b>	5 x 20 (0.20 x 0.79)	0.25 - 6.3	125Vac	10000
		0.25 - 15	250Vac	1500
		0.25 - 6.3	125Vdc	35
<b>MHP followed by 0.1, 0.2, 0.25, 0.315, 0.4, 0.5, 0.6, 0.75, 0.8, 1, 1.5, 2, 2.5, 3, 4, 5, 6.3, 7, 8, 10, 12, 15, 20, 25 or 30</b>				
	6.76 x 32.8 (0.27 x 1.29)	0.1 - 30	500Vac	1000
		0.1 - 30	500Vdc	1000
		0.1 - 30	500Vac	30K
		0.1 - 30	500Vdc	20K

<b>MTP</b>	6.35 x 31.75 (0.25 x 1.25)	15 - 20	250Vac	1500
		25 - 30	250Vac	500
<b>TSC+P</b>	5 x 20 (0.20 x 0.79)	0.2 - 6.3	250Vac	1500
		0.2 - 6.3	125Vac	10000
		0.2 - 6.3	125Vdc	35
		8 - 10	250Vac	1500
		12 - 20	250Vac	1500
<b>TSS+P</b>	5.6 x 19.5 (0.22 x 0.77)	3.15	125Vac	10000
		4	125Vac	10000
		3.15	250Vac	1500
		4	250Vac	1500
		3.15	125Vdc	35
		4	125Vdc	35
<b>WM45-XXP XX represents rated current</b>				
	6.76 x 32.8 (0.27 x 1.29)	0.1 - 30	500Vac	1000
		0.1 - 30	500Vdc	1000
		0.1 - 30	500Vac	30K
		0.1 - 30	500Vdc	20K
		0.1 - 30	420Vac	1000
		0.1 - 30	420Vdc	1000
		0.1 - 30	420Vac	30k
		0.1 - 30	420Vdc	20K
		0.1 - 30	300Vdc	20K
<b>WN40-XX XX represents rated current</b>				
	5.54 x 21.1 (0.22 x 0.83)	0.1 - 10	300Vac	3000
		0.1 - 10	300Vdc	3000
		0.1 - 30	300Vdc	300
		0.1 - 30	300Vac	300
<b>WN40-XXP XX represents rated current</b>				
	5.54 x 21.1 (0.22 x 0.83)	0.1 - 10	300Vac	3000

		0.1 - 10	300Vdc	3000
		0.1 - 30	300Vdc	300
		0.1 - 30	300Vac	300

## Supplemental fuses: surface mount, cartridge enclosed

Cat. No.	Size mm(in)	Amps (A)	Volts (V)	Interrupting Rating (A)
<b>1032SF, 1032SS</b>	10.3 x 3.2 x 3.2 (0.41 x 0.13 x 0.13)	20 - 60	250Vac	100
		20 - 60	65Vac	300
		40 - 60	72Vdc	180
		40 - 60	60Vdc	600
		20 - 30	100Vdc	300
		20 - 30	72Vdc	500
		20 - 30	32Vdc	1000
<b>1032ST</b>	10.07 x 3.15 x 3.15 (0.40 x 0.12 x 0.12)	0.5 - 4	250Vac	50
		5	250Vac	50

## Supplemental micro fuses

Cat. No.	Size mm(in)	Amps (A)	Volts (V)	Interrupting Rating (A)
<b>1206SF</b>	3.1 x 1.55 x 0.55 (0.12 x 0.06 x 0.02)	1	63Vdc	50
		1.5	63Vdc	50
<b>1206SF(#)</b> # is blank	0.64 (0.03)	20 - 30	32Vdc	300
		20 - 30	48Vdc	200
<b>1206SF(*)</b> * is blank	3.1 x 1.55 x 0.55 (0.12 x 0.06 x 0.02)	10.1 - 15	32Vdc	150
		8 - 10	32Vdc	150
<b>2410F (@)</b>	6.1 x 2.5 x 2.5 (0.24 x 0.10 x 0.10)	0.2 - 0.75	250Vac	35
		0.2 - 0.75	125Vdc	50
<b>2410F(@)</b>	6.1 x 2.5 x 2.5 (0.24 x 0.10 x 0.10)	1.0 - 5.0	250Vac	50
		1.0 - 5.0	125Vdc	50
<b>2410H (@)</b>	6.1 x 2.5 x 2.5 (0.24 x 0.10 x 0.10)	1.0 - 5.0	250Vac	50

		1.0 - 5.0	125Vdc	50
<b>2410H (@)</b>	6.1 x 2.5 x 2.5 (0.24 x 0.10 x 0.10)	0.2 - 0.75	250Vac	35
		0.2 - 0.75	125Vdc	50
<b>6125SF (@)</b>	6.0 x 2.5 x 2.5 (0.24 x 0.10 x 0.10)	12 - 20	65Vac	50
		12 - 20	65Vdc	50
<b>6125SF (@)</b>	6.0 x 2.5 x 2.5 (0.24 x 0.10 x 0.10)	0.4 - 10	125Vac	50
		0.4 - 10	160Vdc	50
		0.4 - 10	125Vdc	50
<b>6125SF(@)</b>	6.0 x 2.5 x 2.5 (0.24 x 0.10 x 0.10)	0.75 - 6.0	125Vac	50
		0.75 - 6.0	160Vdc	50
		0.75 - 6.0	125Vdc	50
<b>6125SH (@)</b>	6.0 x 2.5 x 2.5 (0.24 x 0.10 x 0.10)	12 - 20	65Vac	50
		12 - 20	65Vdc	50
<b>6125SH (@)</b>	6.0 x 2.5 x 2.5 (0.24 x 0.10 x 0.10)	0.75 - 6.0	125Vac	50
		0.75 - 6.0	160Vdc	50
		0.75 - 6.0	125Vdc	50
<b>6125SH (@)</b>	6.0 x 2.5 x 2.5 (0.24 x 0.10 x 0.10)	0.4 - 10	125Vac	50
		0.4 - 10	160Vdc	50
		0.4 - 10	125Vdc	50
<b>F92, 1206T</b>	3.2 x 1.6 (0.13 x 0.06)	0.8	63Vdc	50
		1	63Vdc	50
		1.25 - 1.75	63Vdc	50
		2 - 6	63Vdc	50
		6.3 - 10	63Vdc	50
		0.8	24Vdc	50
		0.8	32Vdc	50
		1	24Vdc	50
		1	32Vdc	50
		1.25 - 1.75	24Vdc	50

		1.25 - 1.75	32Vdc	50
		2 - 6	24Vdc	50
		2 - 6	32Vdc	50
		6.3 - 10	24Vdc	50
		6.3 - 10	32Vdc	50
<b>F93, 1206F</b>	3.2 x 1.6 x 0.6 (0.13 x 0.06 x 0.02)	0.5 - 0.8	125Vdc	50
		1 - 10	63Vdc	50
		1 - 10	24Vdc	50
		1 - 10	32Vdc	50
		0.5 - 0.8	24Vdc	50
		0.5 - 0.8	32Vdc	50
		0.5 - 0.8	63Vdc	50
<b>J92, 0603T</b>	1.6 x 0.8 x 0.6 (0.06 x 0.03 x 0.02)	1	32Vdc	50
		1.25 - 1.6	32Vdc	50
		1.75	32Vdc	50
		2 - 2.5	32Vdc	50
		3 - 3.5	32Vdc	50
		4 - 6	32Vdc	50
		1	24Vdc	50
		1.25 - 1.6	24Vdc	50
		1.75	24Vdc	50
		2 - 2.5	24Vdc	50
		3 - 3.5	24Vdc	50
		4 - 6	24Vdc	50
<b>J93, 0603F</b>	1.6 x 0.8 x 0.6 (0.06 x 0.03 x 0.02)	0.5 - 0.8	125Vdc	50
		1 - 6	63Vdc	50
		1 - 6	24Vdc	50
		1 - 6	32Vdc	50
		0.5 - 0.8	24Vdc	50
		0.5 - 0.8	32Vdc	50
		0.5 - 0.8	63Vdc	50

<b>TSM</b>	6.8 x 4 x 2.8 (0.27 x 0.16 x 0.11)	1 - 5	63Vdc	50
		1 - 5	125Vac	50

**Supplemental micro fuses: filled-tube, surface mount, cartridge enclosed**

Cat. No.	Size mm(in)	Amps (A)	Volts (V)	Interrupting Rating (A)
<b>1032HB</b>	10.25 x 3.38 x 3.38 (0.40 x 0.13 x 0.13)	1.25	250Vac	200

**Supplemental micro fuses: pigtail leads**

Cat. No.	Size mm(in)	Amps (A)	Volts (V)	Interrupting Rating (A)
<b>2010</b>	8.4 x 4.1 x 8.4 (0.33 x 0.16 x 0.33)	0.1 - 10	250Vac	130
		0.1 - 6.3	300Vac	50
		8 - 10	300Vac	100
<b>FEP</b>	3.7 x 8 (0.15 x 0.31)	0.25 - 2.5	250Vac	50
		3.15 - 6.3	250Vac	50
<b>TBP</b>	3.6 x 9.5 (0.14 x 0.37)	0.25 - 3.15	250Vac	35
		0.25 - 3.15	63Vdc	35
		4 - 6.3	250Vac	10x Ampere rating
		4 - 6.3	63Vdc	10x Ampere rating
<b>TDP</b>	3.6 x 9.5 (0.14 x 0.37)	0.25 - 3.15	250Vac	35
		4 - 6.3	250Vac	10xAmpere rating
<b>TEP</b>	3.7 x 8 (0.15 x 0.31)	0.25 - 3.15	250Vac	35
		4 - 6.3	250Vac	10 x Ampere Rating

**Supplemental micro fuses: pigtail leads, filled-tube**

Cat. No.	Size mm(in)	Amps (A)	Volts (V)	Interrupting Rating (A)
<b>2000</b>	8.3 x 7.8 (0.33 x 0.31)	0.1 - 6.3	250Vac	100
		0.1 - 6.3	300Vac	100
<b>2020</b>	8.4 x 4.1 x 5.3 (0.33 x 0.16 x 0.21)	0.1 - 6.3	250Vac	160
		0.1 - 6.3	300Vac	130

		0.1 - 6.3	400Vac	50
--	--	-----------	--------	----

**Supplemental micro fuses: surface mount**

Cat. No.	Size mm(in)	Amps (A)	Volts (V)	Interrupting Rating (A)
<b>0402F</b>	1.1 x 0.5 x 0.4 (0.04 x 0.02 x 0.02)	0.1 - 4	32Vdc	35

**Supplemental micro fuses: surface mount, cartridge enclosed**

Cat. No.	Size mm(in)	Amps (A)	Volts (V)	Interrupting Rating (A)
<b>2410LT</b>	6.4 x 2.6 x 2.6 (0.25 x 0.10 x 0.10)	0.5 - 6.3	250Vac	50
		0.5 - 6.3	125Vdc	80

(!) - ("XXX" represents current rating, i.e, 0.1 - 20)

(@) - followed by A,G,S or blank,and followed by F or blank.

Marking: Company name or tradename "Walter" or trademark  ,  ,  ,  and model designation.

Last Updated on 2019-10-19

The appearance of a company's name or product in this database does not in itself assure that products so identified have been manufactured under UL's Follow-Up Service. Only those products bearing the UL Mark should be considered to be Certified and covered under UL's Follow-Up Service. Always look for the Mark on the product.

UL permits the reproduction of the material contained in the Online Certification Directory subject to the following conditions: 1. The Guide Information, Assemblies, Constructions, Designs, Systems, and/or Certifications (files) must be presented in their entirety and in a non-misleading manner, without any manipulation of the data (or drawings). 2. The statement "Reprinted from the Online Certifications Directory with permission from UL" must appear adjacent to the extracted material. In addition, the reprinted material must include a copyright notice in the following format: "© 2019 UL LLC"



# JDYX8.E56092 - FUSES, SUPPLEMENTAL CERTIFIED FOR CANADA - COMPONENT

## Fuses, Supplemental Certified for Canada - Component

See General Information for Fuses, Supplemental Certified for Canada - Component

### SUZHOU WALTER ELECTRONIC CO LTD

E56092

NO.99 Xinli Road  
Fenhu Technic Development Zone  
Wujiang, Jiangsu 215211 CHINA

#### Supplemental fuses

Cat. No.	Size mm(in)	Amps (A)	Volts (V)	Interrupting Rating (A)
<b>MTG</b>	6.35 x 31.75 (0.25 x 1.25)	10 - 20	250Vac	300

#### Supplemental fuses: cartridge enclosed

Cat. No.	Size mm(in)	Amps (A)	Volts (V)	Interrupting Rating (A)
<b>FSD</b>	5 x 20 (0.20 x 0.79)	0.2 - 3.15	250Vac	35
		4 - 15	250Vac	10x Ampere rating
		0.2 - 6.3	125Vdc	35
		0.2 - 6.3	125Vac	10000
<b>MGF</b>	6.35 x 31.5 (0.25 x 1.24)	0.125 - 10	125Vac	10000
		3.6 - 10	250Vac	200
<b>SGF</b>	5.2 x 20 (0.20 x 0.79)	0.25 - 0.8	125Vac	10000
		0.25 - 0.8	250Vac	35
		1 - 3.5	125Vac	10000
		1 - 3.5	250Vac	100
		4 - 7	125Vac	10000
<b>TMD</b>	5 x 20 (0.20 x 0.79)	0.1 - 3.5	250Vac	35
		0.1 - 6.3	125Vdc	35
		0.1 - 6.3	125Vac	10000

		3.6 - 6.3	250Vac	10x Ampere rating
		8 - 15	125Vac	10x Ampere rating
		8 - 15	250Vac	10x Ampere rating
<b>TME</b>	5.2 x 20 (0.20 x 0.79)	0.1 - 16	250Vac	150
<b>TSD</b>	5 x 20 (0.20 x 0.79)	0.1 - 3.5	250Vac	35
		3.6 - 6.3	250Vac	10x Ampere rating
		0.1 - 6.3	125Vac	10000
		0.1 - 6.3	125Vdc	35

**Supplemental fuses: filled-tube**

Cat. No.	Size mm(in)	Amps (A)	Volts (V)	Interrupting Rating (A)
<b>WM40 followed by ".", followed by 0.1 to 50, followed by P or blank.</b>				
	6.3 x 31.75 (0.25 x 1.25)	0.1 - 50	250Vac	1000
		0.1 - 30	660Vac	1000
		0.1 - 30	660Vdc	1000
		0.1 - 12	600Vdc	10000
		0.1 - 12	1000Vdc	10000
		0.1 - 50	150Vdc	1000
		0.1 - 12	600Vac	10000
		0.1 - 12	1000Vac	10000
		0.1 - 30	400Vac	1000
		0.1 - 30	400Vdc	1000
		0.1 - 12	300Vac	10000
		0.1 - 12	300Vdc	10000
<b>WM55-XX XX represents rated current</b>				
	6.3 x 31.75 (0.25 x 1.25)	0.1 - 50	250Vac	1000
		0.1 - 30	660Vac	1000
		0.1 - 30	660Vdc	1000
		0.1 - 12	600Vdc	10000
		0.1 - 12	1000Vdc	10000
		0.1 - 50	150Vdc	1000

		0.1 - 12	600Vac	10000
		0.1 - 12	1000Vac	10000
		0.1 - 30	400Vac	1000
		0.1 - 30	400Vdc	1000
		0.1 - 12	300Vac	10000
		0.1 - 12	300Vdc	10000
<b>WM55-XXP XX represents rated current</b>				
	6.3 x 31.75 (0.25 x 1.25)	0.1 - 50	250Vac	1000
		0.1 - 30	660Vac	1000
		0.1 - 30	660Vdc	1000
		0.1 - 12	600Vdc	10000
		0.1 - 12	1000Vdc	10000
		0.1 - 50	150Vdc	1000
		0.1 - 12	600Vac	10000
		0.1 - 12	1000Vac	10000
		0.1 - 30	400Vac	1000
		0.1 - 30	400Vdc	1000
		0.1 - 12	300Vac	10000
		0.1 - 12	300Vdc	10000
<b>WM70 followed by 0.1-50 and may followed by suffix P</b>				
	6.3 x 25.4 (0.25 x 1.00)	0.1 - 20	250Vac	10000
		0.1 - 20	400Vdc	2000
		0.1 - 30	400Vdc	300
		0.1 - 50	75Vdc	2500
<b>WM70. xxxP (xxx will be 0.1-50)</b>				
	6.3 x 25.4 (0.25 x 1.00)	0.1 - 20	250Vac	10000
		0.1 - 20	400Vdc	2000
		0.1 - 30	400Vdc	300
		0.1 - 50	75Vdc	2500
<b>WN10</b>	-	0.1 - 20	600Vac	200
		0.1 - 20	500Vdc	300
		0.1 - 10	400Vdc	2000

		0.1 - 1	600Vac	1000
<b>WN20</b>	-	0.1 - 20	600Vac	200
		0.1 - 20	500Vdc	300
		0.1 - 10	400Vdc	2000
		0.1 - 1	600Vac	1000
<b>WN30</b>	-	0.1 - 20	600Vac	200
		0.1 - 20	500Vdc	300
		0.1 - 10	400Vdc	2000
		0.1 - 1	600Vac	1000

**Supplemental fuses: filled-tube, cartridge enclosed**

Cat. No.	Size mm(in)	Amps (A)	Volts (V)	Interrupting Rating (A)
<b>FHC</b>	5.2 x 20 (0.20 x 0.79)	8 - 25	420Vac	300
		8 - 25	420Vdc	300
<b>FSC</b>	5 x 20 (0.20 x 0.79)	0.25 - 6.3	125Vac	10000
		0.25 - 15	250Vac	1500
		0.25 - 6.3	125Vdc	35
<b>MHC followed by 0.1, 0.2, 0.25, 0.315, 0.4, 0.5, 0.6, 0.75, 0.8, 1, 1.5, 2, 2.5, 3, 4, 5, 6.3, 7, 8, 10, 12, 15, 20, 25 or 30</b>				
	6.4 x 31.75 (0.25 x 1.25)	0.1 - 30	500Vac	1000
		0.1 - 30	500Vdc	1000
		0.1 - 30	500Vac	30K
		0.1 - 30	500Vdc	20K
<b>MTC</b>	6.35 x 31.75 (0.25 x 1.25)	15 - 20	250Vac	1500
		25 - 30	250Vac	500
<b>TSC</b>	5 x 20 (0.20 x 0.79)	0.2 - 6.3	250Vac	1500
		0.2 - 6.3	125Vac	10000
		0.2 - 6.3	125Vdc	35
		8 - 10	250Vac	1500
		12 - 20	250Vac	1500
<b>WM45-XX XX represents rated current</b>				

	6.4 x 31.75 (0.25 x 1.25)	0.1 - 30	500Vac	1000
		0.1 - 30	500Vdc	1000
		0.1 - 30	500Vac	30K
		0.1 - 30	500Vdc	20K
		0.1 - 30	420Vac	1000
		0.1 - 30	420Vdc	1000
		0.1 - 30	420Vac	30k
		0.1 - 30	420Vdc	20k
		0.1 - 30	300Vdc	20k

## Supplemental fuses: pigtail leads

Cat. No.	Size mm(in)	Amps (A)	Volts (V)	Interrupting Rating (A)
<b>2040</b>	12 x 9.5 x 6.5 (0.47 x 0.37 x 0.26)	0.8 - 4	250Vac	150
		0.8 - 4	300Vac	100
		5 - 6.3	250Vac	150
		5 - 6.3	300Vac	100
		0.8 - 4	250Vac	150
		0.8 - 4	300Vac	100
		5 - 6.3	250Vac	150
		5 - 6.3	300Vac	100
		0.8 - 4	250Vac	150
		0.8 - 4	300Vac	100
		5 - 6.3	250Vac	150
		5 - 6.3	300Vac	100
		0.8 - 4	250Vac	150
		0.8 - 4	300Vac	100
		5 - 6.3	250Vac	150
		5 - 6.3	300Vac	100
<b>TNP</b>	3.3 x 8.5 (0.13 x 0.33)	0.25 - 5	250Vac	50
		0.25 - 5	250Vac	50
		0.25 - 5	250Vac	50
		0.25 - 5	250Vac	50

		6.3	250Vac	63
		6.3	250Vac	63
		6.3	250Vac	63
		6.3	250Vac	63

**Supplemental fuses: pigtail leads, cartridge enclosed**

Cat. No.	Size mm(in)	Amps (A)	Volts (V)	Interrupting Rating (A)
<b>FDP</b>	3.6 x 10 (0.14 x 0.39)	0.5 - 3.15	250Vac	35
		4	250Vac	40
		5	250Vac	50
		6.3	250Vac	63
<b>FSD+P</b>	5 x 20 (0.20 x 0.79)	0.2 - 3.15	250Vac	35
		4 - 6.3	250Vac	10x Ampere rating
		0.2 - 6.3	125Vdc	35
		0.2 - 0.8	125Vac	10000
		8 - 15	125Vac	10x Ampere rating
		8 - 15	250Vac	10x Ampere rating
		1 - 6.3	125Vac	10000
<b>MFP</b>	6.35 x 31.5 (0.25 x 1.24)	0.125 - 10	125Vac	10000
		3.6 - 10	250Vac	200
<b>SFP</b>	5.2 x 20 (0.20 x 0.79)	0.25 - 0.8	125Vac	10000
		0.25 - 0.8	250Vac	35
		1 - 3.5	125Vac	10000
		1 - 3.5	250Vac	100
		4 - 7	125Vac	10000
<b>TMD+P</b>	5 x 20 (0.20 x 0.79)	0.1 - 3.5	250Vac	35
		0.1 - 6.3	125Vdc	35
		0.1 - 6.3	125Vac	10000
		3.6 - 6.3	250Vac	10x Ampere rating
		8 - 15	125Vac	10x Ampere rating
		8 - 15	250Vac	10x Ampere rating

<b>TME+P</b>	6 x 24 (0.24 x 0.94)	0.1 - 16	250Vac	150
<b>TSD+P</b>	5 x 20 (0.20 x 0.79)	0.1 - 3.5	250Vac	35
		3.6 - 6.3	250Vac	10x Ampere rating
		0.1 - 6.3	125Vac	10000
		0.1 - 6.3	125Vdc	35

**Supplemental fuses: pigtail leads, filled-tube**

Cat. No.	Size mm(in)	Amps (A)	Volts (V)	Interrupting Rating (A)
<b>MTPP</b>	6.76 x 32.8 (0.27 x 1.29)	40 - 50	250Vac	1000
		40 - 50	250Vac	300
<b>WM10 followed by 0.1 to 50, followed by P</b>				
	6.3 x 31.75 (0.25 x 1.25)	0.1 - 50	250Vac	1000
		0.1 - 30	660Vac	1000
		0.1 - 30	660Vdc	1000
		0.1 - 12	600Vdc	10000
		0.1 - 12	1000Vdc	10000
		0.1 - 50	150Vdc	1000
		0.1 - 12	600Vac	10000
		0.1 - 12	1000Vac	10000
		0.1 - 30	400Vac	1000
		0.1 - 30	400Vdc	1000
		0.1 - 12	300Vac	10000
		0.1 - 12	300Vdc	10000
<b>WM20 followed by 0.1 to 50, followed by P</b>				
	6.3 x 31.75 (0.25 x 1.25)	0.1 - 50	250Vac	1000
		0.1 - 30	660Vac	1000
		0.1 - 30	660Vdc	1000
		0.1 - 12	600Vdc	10000
		0.1 - 12	1000Vdc	10000
		0.1 - 50	150Vdc	1000
		0.1 - 12	600Vac	10000



		0.1 - 12	1000Vac	10000
		0.1 - 30	400Vac	1000
		0.1 - 30	400Vdc	1000
		0.1 - 12	300Vac	10000
		0.1 - 12	300Vdc	10000
<b>WM30 followed by 0.1 to 50, followed by P</b>				
	6.3 x 31.75 (0.25 x 1.25)	0.1 - 50	250Vac	1000
		0.1 - 30	660Vac	1000
		0.1 - 30	660Vdc	1000
		0.1 - 12	600Vdc	10000
		0.1 - 12	1000Vdc	10000
		0.1 - 50	150Vdc	1000
		0.1 - 12	600Vac	10000
		0.1 - 12	1000Vac	10000
		0.1 - 30	400Vac	1000
		0.1 - 30	400Vdc	1000
		0.1 - 12	300Vac	10000
		0.1 - 12	300Vdc	10000
<b>WM40 followed by 0.1 to 50, followed by P</b>				
	6.3 x 31.75 (0.25 x 1.25)	0.1 - 50	250Vac	1000
		0.1 - 30	660Vac	1000
		0.1 - 30	660Vdc	1000
		0.1 - 12	600Vdc	10000
		0.1 - 12	1000Vdc	10000
		0.1 - 50	150Vdc	1000
		0.1 - 12	600Vac	10000
		0.1 - 12	1000Vac	10000
		0.1 - 30	400Vac	1000
		0.1 - 30	400Vdc	1000
		0.1 - 12	300Vac	10000
		0.1 - 12	300Vdc	10000
<b>WM50 followed by 0.1 to 50, followed by P</b>				

	6.3 x 31.75 (0.25 x 1.25)	0.1 - 50	250Vac	1000
		0.1 - 30	660Vac	1000
		0.1 - 30	660Vdc	1000
		0.1 - 12	600Vdc	10000
		0.1 - 12	1000Vdc	10000
		0.1 - 50	150Vdc	1000
		0.1 - 12	600Vac	10000
		0.1 - 12	1000Vac	10000
		0.1 - 30	400Vac	1000
		0.1 - 30	400Vdc	1000
		0.1 - 12	300Vac	10000
		0.1 - 12	300Vdc	10000
<b>WN10.XXXP (!), WN20.XXXP (!), WN30.XXXP (!)</b>				
	-	0.1 - 20	600Vac	200
		0.1 - 20	500Vdc	300
		0.1 - 10	400Vdc	2000
		0.1 - 1	600Vac	1000

**Supplemental fuses: pigtail leads, filled-tube, cartridge enclosed**

Cat. No.	Size mm(in)	Amps (A)	Volts (V)	Interrupting Rating (A)
<b>FHP</b>	5.9 x 21.5 (0.23 x 0.85)	8 - 25	420Vac	300
		8 - 25	420Vdc	300
<b>FSC+P</b>	5 x 20 (0.20 x 0.79)	0.25 - 6.3	125Vac	10000
		0.25 - 15	250Vac	1500
		0.25 - 6.3	125Vdc	35
<b>MHP followed by 0.1, 0.2, 0.25, 0.315, 0.4, 0.5, 0.6, 0.75, 0.8, 1, 1.5, 2, 2.5, 3, 4, 5, 6.3, 7, 8, 10, 12, 15, 20, 25 or 30</b>				
	6.76 x 32.8 (0.27 x 1.29)	0.1 - 30	500Vac	1000
		0.1 - 30	500Vdc	1000
		0.1 - 30	500Vac	30K
		0.1 - 30	500Vdc	20K

<b>MTP</b>	6.35 x 31.75 (0.25 x 1.25)	15 - 20	250Vac	1500
		25 - 30	250Vac	500
<b>TSC+P</b>	5 x 20 (0.20 x 0.79)	0.2 - 6.3	250Vac	1500
		0.2 - 6.3	125Vac	10000
		0.2 - 6.3	125Vdc	35
		8 - 10	250Vac	1500
		12 - 20	250Vac	1500
<b>TSS+P</b>	5.6 x 19.5 (0.22 x 0.77)	3.15	125Vac	10000
		4	125Vac	10000
		3.15	250Vac	1500
		4	250Vac	1500
		3.15	125Vdc	35
		4	125Vdc	35
<b>WM45-XXP XX represents rated current</b>				
	6.76 x 32.8 (0.27 x 1.29)	0.1 - 30	500Vac	1000
		0.1 - 30	500Vdc	1000
		0.1 - 30	500Vac	30K
		0.1 - 30	500Vdc	20K
		0.1 - 30	420Vac	1000
		0.1 - 30	420Vdc	1000
		0.1 - 30	420Vac	30k
		0.1 - 30	420Vdc	20K
		0.1 - 30	300Vdc	20K
<b>WN40-XX XX represents rated current</b>				
	5.54 x 21.1 (0.22 x 0.83)	0.1 - 10	300Vac	3000
		0.1 - 10	300Vdc	3000
		0.1 - 30	300Vdc	300
		0.1 - 30	300Vac	300
<b>WN40-XXP XX represents rated current</b>				
	5.54 x 21.1 (0.22 x 0.83)	0.1 - 10	300Vac	3000

		0.1 - 10	300Vdc	3000
		0.1 - 30	300Vdc	300
		0.1 - 30	300Vac	300

## Supplemental fuses: surface mount, cartridge enclosed

Cat. No.	Size mm(in)	Amps (A)	Volts (V)	Interrupting Rating (A)
<b>1032SF, 1032SS</b>	10.3 x 3.2 x 3.2 (0.41 x 0.13 x 0.13)	20 - 60	250Vac	100
		20 - 60	65Vac	300
		40 - 60	72Vdc	180
		40 - 60	60Vdc	600
		20 - 30	100Vdc	300
		20 - 30	72Vdc	500
		20 - 30	32Vdc	1000
<b>1032ST</b>	10.07 x 3.15 x 3.15 (0.40 x 0.12 x 0.12)	0.5 - 4	250Vac	50
		5	250Vac	50

## Supplemental micro fuses

Cat. No.	Size mm(in)	Amps (A)	Volts (V)	Interrupting Rating (A)
<b>1206SF</b>	3.1 x 1.55 x 0.55 (0.12 x 0.06 x 0.02)	1	63Vdc	50
		1.5	63Vdc	50
<b>1206SF(#)</b> # is blank	0.64 (0.03)	20 - 30	32Vdc	300
		20 - 30	48Vdc	200
<b>1206SF(*)</b> * is blank	3.1 x 1.55 x 0.55 (0.12 x 0.06 x 0.02)	10.1 - 15	32Vdc	150
		8 - 10	32Vdc	150
<b>2410F (@)</b>	6.1 x 2.5 x 2.5 (0.24 x 0.10 x 0.10)	0.2 - 0.75	250Vac	35
		0.2 - 0.75	125Vdc	50
<b>2410F(@)</b>	6.1 x 2.5 x 2.5 (0.24 x 0.10 x 0.10)	1.0 - 5.0	250Vac	50
		1.0 - 5.0	125Vdc	50
<b>2410H (@)</b>	6.1 x 2.5 x 2.5 (0.24 x 0.10 x 0.10)	1.0 - 5.0	250Vac	50

		1.0 - 5.0	125Vdc	50
<b>2410H (@)</b>	6.1 x 2.5 x 2.5 (0.24 x 0.10 x 0.10)	0.2 - 0.75	250Vac	35
		0.2 - 0.75	125Vdc	50
<b>6125SF (@)</b>	6.0 x 2.5 x 2.5 (0.24 x 0.10 x 0.10)	12 - 20	65Vac	50
		12 - 20	65Vdc	50
<b>6125SF (@)</b>	6.0 x 2.5 x 2.5 (0.24 x 0.10 x 0.10)	0.4 - 10	125Vac	50
		0.4 - 10	160Vdc	50
		0.4 - 10	125Vdc	50
<b>6125SF(@)</b>	6.0 x 2.5 x 2.5 (0.24 x 0.10 x 0.10)	0.75 - 6.0	125Vac	50
		0.75 - 6.0	160Vdc	50
		0.75 - 6.0	125Vdc	50
<b>6125SH (@)</b>	6.0 x 2.5 x 2.5 (0.24 x 0.10 x 0.10)	12 - 20	65Vac	50
		12 - 20	65Vdc	50
<b>6125SH (@)</b>	6.0 x 2.5 x 2.5 (0.24 x 0.10 x 0.10)	0.75 - 6.0	125Vac	50
		0.75 - 6.0	160Vdc	50
		0.75 - 6.0	125Vdc	50
<b>6125SH (@)</b>	6.0 x 2.5 x 2.5 (0.24 x 0.10 x 0.10)	0.4 - 10	125Vac	50
		0.4 - 10	160Vdc	50
		0.4 - 10	125Vdc	50
<b>F92, 1206T</b>	3.2 x 1.6 (0.13 x 0.06)	0.8	63Vdc	50
		1	63Vdc	50
		1.25 - 1.75	63Vdc	50
		2 - 6	63Vdc	50
		6.3 - 10	63Vdc	50
		0.8	24Vdc	50
		0.8	32Vdc	50
		1	24Vdc	50
		1	32Vdc	50
		1.25 - 1.75	24Vdc	50

		1.25 - 1.75	32Vdc	50
		2 - 6	24Vdc	50
		2 - 6	32Vdc	50
		6.3 - 10	24Vdc	50
		6.3 - 10	32Vdc	50
<b>F93, 1206F</b>	3.2 x 1.6 x 0.6 (0.13 x 0.06 x 0.02)	0.5 - 0.8	125Vdc	50
		1 - 10	63Vdc	50
		1 - 10	24Vdc	50
		1 - 10	32Vdc	50
		0.5 - 0.8	24Vdc	50
		0.5 - 0.8	32Vdc	50
		0.5 - 0.8	63Vdc	50
<b>J92, 0603T</b>	1.6 x 0.8 x 0.6 (0.06 x 0.03 x 0.02)	1	32Vdc	50
		1.25 - 1.6	32Vdc	50
		1.75	32Vdc	50
		2 - 2.5	32Vdc	50
		3 - 3.5	32Vdc	50
		4 - 6	32Vdc	50
		1	24Vdc	50
		1.25 - 1.6	24Vdc	50
		1.75	24Vdc	50
		2 - 2.5	24Vdc	50
		3 - 3.5	24Vdc	50
		4 - 6	24Vdc	50
<b>J93, 0603F</b>	1.6 x 0.8 x 0.6 (0.06 x 0.03 x 0.02)	0.5 - 0.8	125Vdc	50
		1 - 6	63Vdc	50
		1 - 6	24Vdc	50
		1 - 6	32Vdc	50
		0.5 - 0.8	24Vdc	50
		0.5 - 0.8	32Vdc	50
		0.5 - 0.8	63Vdc	50

顺海科技  
 0755-28100016

<b>TSM</b>	6.8 x 4 x 2.8 (0.27 x 0.16 x 0.11)	1 - 5	63Vdc	50
		1 - 5	125Vac	50

**Supplemental micro fuses: filled-tube, surface mount, cartridge enclosed**

Cat. No.	Size mm(in)	Amps (A)	Volts (V)	Interrupting Rating (A)
<b>1032HB</b>	10.25 x 3.38 x 3.38 (0.40 x 0.13 x 0.13)	1.25	250Vac	200

**Supplemental micro fuses: pigtail leads**

Cat. No.	Size mm(in)	Amps (A)	Volts (V)	Interrupting Rating (A)
<b>2010</b>	8.4 x 4.1 x 8.4 (0.33 x 0.16 x 0.33)	0.1 - 10	250Vac	130
		0.1 - 6.3	300Vac	50
		8 - 10	300Vac	100
<b>FEP</b>	3.7 x 8 (0.15 x 0.31)	0.25 - 2.5	250Vac	50
		3.15 - 6.3	250Vac	50
<b>TBP</b>	3.6 x 9.5 (0.14 x 0.37)	0.25 - 3.15	250Vac	35
		0.25 - 3.15	63Vdc	35
		4 - 6.3	250Vac	10x Ampere rating
		4 - 6.3	63Vdc	10x Ampere rating
<b>TDP</b>	3.6 x 9.5 (0.14 x 0.37)	0.25 - 3.15	250Vac	35
		4 - 6.3	250Vac	10xAmpere rating
<b>TEP</b>	3.7 x 8 (0.15 x 0.31)	0.25 - 3.15	250Vac	35
		4 - 6.3	250Vac	10 x Ampere Rating

**Supplemental micro fuses: pigtail leads, filled-tube**

Cat. No.	Size mm(in)	Amps (A)	Volts (V)	Interrupting Rating (A)
<b>2000</b>	8.3 x 7.8 (0.33 x 0.31)	0.1 - 6.3	250Vac	100
		0.1 - 6.3	300Vac	100
<b>2020</b>	8.4 x 4.1 x 5.3 (0.33 x 0.16 x 0.21)	0.1 - 6.3	250Vac	160
		0.1 - 6.3	300Vac	130

		0.1 - 6.3	400Vac	50
--	--	-----------	--------	----

**Supplemental micro fuses: surface mount**






Cat. No.	Size mm(in)	Amps (A)	Volts (V)	Interrupting Rating (A)
<b>0402F</b>	1.1 x 0.5 x 0.4 (0.04 x 0.02 x 0.02)	0.1 - 4	32Vdc	35

**Supplemental micro fuses: surface mount, cartridge enclosed**

Cat. No.	Size mm(in)	Amps (A)	Volts (V)	Interrupting Rating (A)
<b>2410LT</b>	6.4 x 2.6 x 2.6 (0.25 x 0.10 x 0.10)	0.5 - 6.3	250Vac	50
		0.5 - 6.3	125Vdc	80

(!) - ("XXX" represents current rating, i.e, 0.1 - 20)

(@) - followed by A,G,S or blank,and followed by F or blank.

Marking: Company name or tradename "Walter" or trademark , , , , model designation and the Recognized Component Mark for Canada, .

Last Updated on 2019-10-19

The appearance of a company's name or product in this database does not in itself assure that products so identified have been manufactured under UL's Follow-Up Service. Only those products bearing the UL Mark should be considered to be Certified and covered under UL's Follow-Up Service. Always look for the Mark on the product.

UL permits the reproduction of the material contained in the Online Certification Directory subject to the following conditions: 1. The Guide Information, Assemblies, Constructions, Designs, Systems, and/or Certifications (files) must be presented in their entirety and in a non-misleading manner, without any manipulation of the data (or drawings). 2. The statement "Reprinted from the Online Certifications Directory with permission from UL" must appear adjacent to the extracted material. In addition, the reprinted material must include a copyright notice in the following format: "© 2019 UL LLC"



## ZEICHENGENEHMIGUNG MARKS APPROVAL

Suzhou Walter Electronic  
Co. Ltd.  
Fenhu Technic Development Zone  
215211 Luxu Town, Wujiang City  
Jiangsu  
China

ist berechtigt, für ihr Produkt /  
*is authorized to use for their product*

**G-Sicherungseinsatz**  
**Cartridge fuse-link**

die hier abgebildeten markenrechtlich geschützten Zeichen  
für die ab Blatt 2 aufgeführten Typen zu benutzen /  
*the legally protected Marks as shown below for the types referred to on page 2 ff.*



Geprüft und zertifiziert nach /  
*Tested and certified according to*

DIN EN 60127-1 (VDE 0820-1):2015-12; EN 60127-1:2006+A1:2011+A2:2015

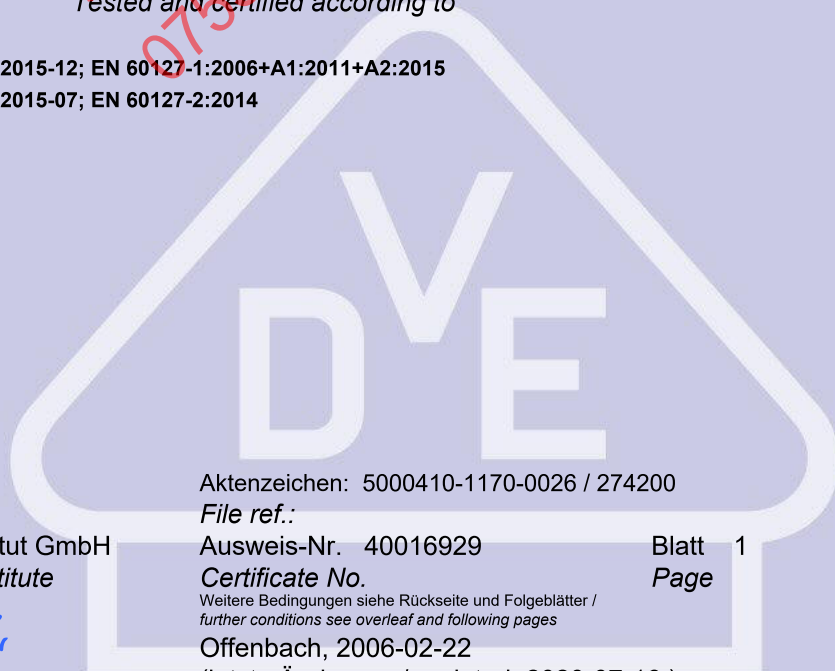
DIN EN 60127-2 (VDE 0820-2):2015-07; EN 60127-2:2014

IEC 60127-1:2006

IEC 60127-1:2006/AMD1:2011

IEC 60127-1:2006/AMD2:2015

IEC 60127-2:2014



Aktenzeichen: 5000410-1170-0026 / 274200

File ref.:

Ausweis-Nr. 40016929

Blatt 1

Certificate No.

Page

Weitere Bedingungen siehe Rückseite und Folgeblätter /  
*further conditions see overleaf and following pages*

Offenbach, 2006-02-22

(letzte Änderung / updated 2020-07-16 )

VDE Prüf- und Zertifizierungsinstitut GmbH  
VDE Testing and Certification Institute  
Zertifizierungsstelle / Certification

M. Tasotti

VDE Zertifikate sind nur gültig bei Veröffentlichung unter:  
VDE certificates are valid only when published on:

<http://www.vde.com/zertifikat>  
<http://www.vde.com/certificate>

Name und Sitz des Genehmigungs-Inhabers / *Name and registered seat of the Certificate holder*

Suzhou Walter Electronic Co. Ltd., Fenu Technic Development Zone, 215211 LUXU TOWN, WUJIANG CITY,  
Jiangsu, CHINA

Aktenzeichen / *File ref.*

5000410-1170-0026 / 274200 / TL3 / EUL

letzte Änderung / *updated*

2020-07-16

Datum / *Date*

2006-02-22

Dieses Blatt gilt nur in Verbindung mit Blatt 1 des Zeichengenehmigungsausweises Nr. 40016929.

*This supplement is only valid in conjunction with page 1 of the Certificate No. 40016929.*

## G-Sicherungseinsatz Cartridge fuse-link

Typ(en) / *Type(s)*

### FSD-Serie(s)

Bemessungsspannung  
*Rated voltage*

AC 250 V / AC 125 V (8 A; 10 A)  
AC 250 V (200 mA - 6,3 A)

Bemessungsstrom  
*Rated current*

200 mA; 250 mA; 315 mA; 400 mA; 500 mA;  
630 mA; 800 mA; 1 A; 1,25 A; 1,6 A; 2 A;  
2,5 A; 3,15 A; 4 A; 5 A; 6,3 A; 8 A; 10 A

Normblatt  
*Standard sheet*

2

Kennzeichnung der Charakteristik  
*Characteristic symbol*

F

Zeit/Strom-Charakteristik  
*Time/current-characteristic*

flik  
quick-acting

Maße in mm  
*Dimension in mm*

5 x 20

Kennzeichnung des Ausschaltvermögens  
*Breaking capacity symbol*

L

Bemessungsausschaltvermögen  
*Rated breaking capacity*

35 A bzw. 10 x In  
35 A resp. 10 x In

Fortsetzung siehe Blatt 3 /  
*continued on page 3*

# VDE Prüf- und Zertifizierungsinstitut Zeichengenehmigung

Ausweis-Nr. / Blatt /  
Certificate No. / Page  
40016929 3

Name und Sitz des Genehmigungs-Inhabers / *Name and registered seat of the Certificate holder*

Suzhou Walter Electronic Co. Ltd., Fenu Technic Development Zone, 215211 LUXU TOWN, WUJIANG CITY,  
Jiangsu, CHINA

Aktenzeichen / *File ref.*

5000410-1170-0026 / 274200 / TL3 / EUL

letzte Änderung / *updated*

2020-07-16

Datum / *Date*

2006-02-22

Dieses Blatt gilt nur in Verbindung mit Blatt 1 des Zeichengenehmigungsausweises Nr. 40016929.

*This supplement is only valid in conjunction with page 1 of the Certificate No. 40016929.*

Anmerkung  
*Remark*

Wahlweise mit Drahtanschlüssen.  
*Optional with lead wires (pigtails).*

Dieser Zeichengenehmigungs-Ausweis bildet eine Grundlage für die EG-Konformitätserklärung und CE-Kennzeichnung durch den Hersteller oder dessen Bevollmächtigten und bescheinigt die Konformität mit den grundlegenden Schutzanforderungen der **EG-Niederspannungsrichtlinie 2014/35/EU**.

*This Marks Approval is a basis for the EC Declaration of Conformity and the CE Marking by the manufacturer or his agent and proves the conformity with the essential safety requirements of the **EC Low-Voltage Directive 2014/35/EU**.*

VDE Prüf- und Zertifizierungsinstitut GmbH  
*VDE Testing and Certification Institute*  
Fachgebiet TL3  
*Section TL3*

顺海科技  
0755-28100016

# VDE Prüf- und Zertifizierungsinstitut Zeichengenehmigung

Ausweis-Nr. / Beiblatt /  
Certificate No. Supplement  
40016929

Name und Sitz des Genehmigungs-Inhabers / *Name and registered seat of the Certificate holder*

Suzhou Walter Electronic Co. Ltd., Fenu Technic Development Zone, 215211 LUXU TOWN, WUJIANG CITY,  
Jiangsu, CHINA

Aktenzeichen / *File ref.*

5000410-1170-0026 / 274200 / TL3 / EUL

letzte Änderung / *updated*

2020-07-16

Datum / *Date*

2006-02-22

Dieses Beiblatt ist Bestandteil des Zeichengenehmigungsausweises Nr. 40016929.

*This supplement is part of the Certificate No. 40016929.*

## G-Sicherungseinsatz Cartridge fuse-link

### Fertigungsstätte(n) Place(s) of manufacture

Referenz/*Reference*  
**30011941**

Suzhou Walter Electronic  
Co. Ltd.  
Fenu Technic Development Zone  
215211 LUXU TOWN, WUJIANG CITY  
Jiangsu  
CHINA

VDE Prüf- und Zertifizierungsinstitut GmbH  
*VDE Testing and Certification Institute*  
Fachgebiet TL3  
*Section TL3*

# VDE Prüf- und Zertifizierungsinstitut Zeichengenehmigung

Ausweis-Nr. / Infoblatt /  
Certificate No. / Info sheet  
40016929

Name und Sitz des Genehmigungs-Inhabers / *Name and registered seat of the Certificate holder*

Suzhou Walter Electronic Co. Ltd., Fenuh Technic Development Zone, 215211 LUXU TOWN, WUJIANG CITY, Jiangsu, CHINA

Aktenzeichen / *File ref.*

5000410-1170-0026 / 274200 / TL3 / EUL

letzte Änderung / *updated*

2020-07-16

Datum / *Date*

2006-02-22

Dieses Blatt gilt nur in Verbindung mit Blatt 1 des Zeichengenehmigungsausweises Nr. 40016929.

*This supplement is only valid in conjunction with page 1 of the Certificate No. 40016929.*

## **Genehmigung zum Benutzen des auf Seite 1 abgebildeten markenrechtlich geschützten Zeichens des VDE:**

Grundlage für die Benutzung sind die Allgemeinen Geschäftsbedingungen (AGB) der VDE Prüf- und Zertifizierungsinstitut GmbH ([www.vde.com\AGB-Institut](http://www.vde.com\AGB-Institut)). Das Recht zur Benutzung erstreckt sich nur auf die bezeichnete Firma mit den genannten Fertigungsstätten und die oben aufgeführten Produkte mit den zugeordneten Bezeichnungen. Die Fertigungsstätte muss so eingerichtet sein, dass eine gleichmäßige Herstellung der geprüften und zertifizierten Ausführung gewährleistet ist.

Die Genehmigung ist so lange gültig wie die VDE-Bestimmungen gelten, die der Zertifizierung zugrunde gelegen haben, sofern sie nicht auf Grund anderer Bedingungen aus der VDE Prüf- und Zertifizierungsordnung (PM102) zurückgezogen werden muss.

Der Gültigkeitszeitraum einer VDE-GS-Zeichengenehmigung kann auf Antrag verlängert werden. Bei gesetzlichen und / oder normativen Änderungen kann die VDE-GS-Zeichengenehmigung ihre Gültigkeit zu einem früheren als dem angegebenen Datum verlieren.

Produkte, die das Biozid Dimethylfumarat (DMF) enthalten, dürfen gemäß der Kommissionsentscheidung 2009/251/EG nicht mehr in den Verkehr gebracht oder auf dem Markt bereitgestellt werden.

Der VDE-Zeichengenehmigungsausweis wird ausschließlich auf der ersten Seite unterzeichnet.

### **Approval to use the legally protected Mark of the VDE as shown on the first page:**

*Basis for the use are the general terms and conditions of the VDE Testing and Certification Institute ([www.vde.com\terms-institute](http://www.vde.com\terms-institute)). The right to use the mark is granted only to the mentioned company with the named places of manufacture and the listed products with the related type references. The place of manufacture shall be equipped in a way that a constant manufacturing of the certified construction is assured.*

*The approval is valid as long as the VDE specifications are in force, on which the certification is based on, unless it is withdrawn according to the VDE Testing and Certification Procedure (PM102E).*

*The validity period of a VDE-GS-Mark Approval may be prolonged on request. In case of changes in legal and / or normative requirements, the validity period of a VDE-GS-Mark Approval may be shortened.*

*Products containing the biocide dimethylfumarate (DMF) may not be marketed or made available on the EC market according to the Commission Decision 2009/251/EC.*

*The approval is solely signed on the first page.*

## GUTACHTEN MIT FERTIGUNGSÜBERWACHUNG CERTIFICATE OF CONFORMITY WITH FACTORY SURVEILLANCE

Suzhou Walter Electronic  
Co. Ltd.  
Fenhu Technic Development Zone  
215211 Luxu Town, Wujiang City  
Jiangsu  
China

ist berechtigt, für ihr Produkt /  
is authorized to use for their product

**G-Sicherungseinsatz**  
**Cartridge fuse-link**

die hier abgebildeten markenrechtlich geschützten Zeichen  
für die ab Blatt 2 aufgeführten Typen zu benutzen /  
the legally protected Marks as shown below for the types referred to on page 2 ff.



REG B632 oder/or



oder/or VDE-REG B632

REG B632

Geprüft und zertifiziert nach /  
Tested and certified according to

DIN EN 60127-1 (VDE 0820-1):2015-12; EN 60127-1:2006+A1:2011+A2:2015

DIN EN 60127-2 (VDE 0820-2):2015-07; EN 60127-2:2014

IEC 60127-1:2006

IEC 60127-1:2006/AMD1:2011

IEC 60127-1:2006/AMD2:2015

IEC 60127-2:2014

VDE Prüf- und Zertifizierungsinstitut GmbH  
VDE Testing and Certification Institute  
Zertifizierungsstelle / Certification

M. Tasotti

Aktenzeichen: 5000410-1170-0026 / 274200

File ref.:

Ausweis-Nr. 40016932

Blatt 1

Certificate No.

Page

Weitere Bedingungen siehe Rückseite und Folgeblätter /  
further conditions see overleaf and following pages

Offenbach, 2006-02-22

(letzte Änderung / updated 2020-07-16 )

VDE Zertifikate sind nur gültig bei Veröffentlichung unter:  
VDE certificates are valid only when published on:

<http://www.vde.com/zertifikat>  
<http://www.vde.com/certificate>

Name und Sitz des Genehmigungs-Inhabers / *Name and registered seat of the Certificate holder*

Suzhou Walter Electronic Co. Ltd., Fenu Technic Development Zone, 215211 LUXU TOWN, WUJIANG CITY,  
Jiangsu, CHINA

Aktenzeichen / *File ref.*

5000410-1170-0026 / 274200 / TL3 / EUL

letzte Änderung / *updated*

2020-07-16

Datum / *Date*

2006-02-22

Dieses Blatt gilt nur in Verbindung mit Blatt 1 des Gutachtens mit Fertigungsüberwachung Nr. 40016932.

*This supplement is only valid in conjunction with page 1 of the Certificate of Conformity with factory surveillance No. 40016932.*

## G-Sicherungseinsatz Cartridge fuse-link

Typ(en) / *Type(s)*

### FSD

Bemessungsspannung  
*Rated voltage* AC 250 V / AC 125 V

Bemessungsstrom  
*Rated current* 12 A; 15 A

Normblatt  
*Standard sheet* 2

Maße in mm  
*Dimension in mm* 5 x 20

Kennzeichnung der Charakteristik  
*Characteristic symbol* F

Kennzeichnung des Ausschaltvermögens  
*Breaking capacity symbol* L

Bemessungsausschaltvermögen  
*Rated breaking capacity* 10 x I<sub>n</sub>

Zeit/Strom-Charakteristik  
*Time/current-characteristic* flink  
*quick-acting*

Fortsetzung siehe Blatt 3 /  
*continued on page 3*

# VDE Prüf- und Zertifizierungsinstitut Gutachten mit Fertigungsüberwachung

Ausweis-Nr. / Blatt /  
Certificate No. / Page  
40016932 3

Name und Sitz des Genehmigungs-Inhabers / *Name and registered seat of the Certificate holder*

Suzhou Walter Electronic Co. Ltd., Fenuh Technic Development Zone, 215211 LUXU TOWN, WUJIANG CITY,  
Jiangsu, CHINA

Aktenzeichen / *File ref.*

5000410-1170-0026 / 274200 / TL3 / EUL

letzte Änderung / *updated*

2020-07-16

Datum / *Date*

2006-02-22

Dieses Blatt gilt nur in Verbindung mit Blatt 1 des Gutachtens mit Fertigungsüberwachung Nr. 40016932.

*This supplement is only valid in conjunction with page 1 of the Certificate of Conformity with factory surveillance No. 40016932.*

Anmerkung

Die Anforderungen für 12 A und 15 A waren die gleichen wie für  
10 A (höchster Bemessungsstrom des Normblatts)  
Wahlweise mit Drahtanschlüssen.

Remark

*The requirements for 12 A and 15 A were the same as for 10 A  
(highest rated current in standard sheet).  
Optional with lead wires (pigtails).*

Dieser Zeichengenehmigungs-Ausweis bildet eine Grundlage für die EG-Konformitätserklärung und CE-Kennzeichnung durch den Hersteller oder dessen Bevollmächtigten und bescheinigt die Konformität mit den grundlegenden Schutzanforderungen der **EG-Niederspannungsrichtlinie 2014/35/EU**.

*This Marks Approval is a basis for the EC Declaration of Conformity and the CE Marking by the manufacturer or his agent and proves the conformity with the essential safety requirements of the **EC Low-Voltage Directive 2014/35/EU**.*

VDE Prüf- und Zertifizierungsinstitut GmbH  
VDE Testing and Certification Institute  
Fachgebiet TL3  
Section TL3





# VDE Prüf- und Zertifizierungsinstitut Gutachten mit Fertigungsüberwachung

Ausweis-Nr. / Beiblatt /  
Certificate No. Supplement  
40016932

Name und Sitz des Genehmigungs-Inhabers / *Name and registered seat of the Certificate holder*

Suzhou Walter Electronic Co. Ltd., Fenu Technic Development Zone, 215211 LUXU TOWN, WUJIANG CITY,  
Jiangsu, CHINA

Aktenzeichen / *File ref.*

5000410-1170-0026 / 274200 / TL3 / EUL

letzte Änderung / *updated*

2020-07-16

Datum / *Date*

2006-02-22

Dieses Beiblatt ist Bestandteil des Gutachtens mit Fertigungsüberwachung Nr. 40016932.

*This supplement is part of the Certificate of Conformity with factory surveillance No. 40016932.*

## G-Sicherungseinsatz Cartridge fuse-link

### Fertigungsstätte(n) Place(s) of manufacture

Referenz/*Reference*  
**30011941**

Suzhou Walter Electronic  
Co. Ltd.  
Fenu Technic Development Zone  
215211 LUXU TOWN, WUJIANG CITY  
Jiangsu  
CHINA

VDE Prüf- und Zertifizierungsinstitut GmbH  
*VDE Testing and Certification Institute*  
Fachgebiet TL3  
*Section TL3*

# VDE Prüf- und Zertifizierungsinstitut Gutachten mit Fertigungsüberwachung

Ausweis-Nr. / Infoblatt /  
Certificate No. / Info sheet  
40016932

Name und Sitz des Genehmigungs-Inhabers / Name and registered seat of the Certificate holder

Suzhou Walter Electronic Co. Ltd., Fenuh Technic Development Zone, 215211 LUXU TOWN, WUJIANG CITY, Jiangsu, CHINA

Aktenzeichen / File ref.

5000410-1170-0026 / 274200 / TL3 / EUL

letzte Änderung / updated

2020-07-16

Datum / Date

2006-02-22

Dieses Blatt gilt nur in Verbindung mit Blatt 1 des Gutachtens mit Fertigungsüberwachung Nr. 40016932.

*This supplement is only valid in conjunction with page 1 of the Certificate of Conformity with factory surveillance No. 40016932.*

## **Genehmigung zum Benutzen des auf Seite 1 abgebildeten markenrechtlich geschützten Zeichens des VDE:**

Grundlage für die Benutzung sind die Allgemeinen Geschäftsbedingungen (AGB) der VDE Prüf- und Zertifizierungsinstitut GmbH ([www.vde.com\AGB-Institut](http://www.vde.com\AGB-Institut)). Das Recht zur Benutzung erstreckt sich nur auf die bezeichnete Firma mit den genannten Fertigungsstätten und die oben aufgeführten Produkte mit den zugeordneten Bezeichnungen. Die Fertigungsstätte muss so eingerichtet sein, dass eine gleichmäßige Herstellung der geprüften und zertifizierten Ausführung gewährleistet ist.

Die Genehmigung ist so lange gültig wie die VDE-Bestimmungen gelten, die der Zertifizierung zugrunde gelegen haben, sofern sie nicht auf Grund anderer Bedingungen aus der VDE Prüf- und Zertifizierungsordnung (PM102) zurückgezogen werden muss.

Der Gültigkeitszeitraum einer VDE-GS-Zeichengenehmigung kann auf Antrag verlängert werden. Bei gesetzlichen und / oder normativen Änderungen kann die VDE-GS-Zeichengenehmigung ihre Gültigkeit zu einem früheren als dem angegebenen Datum verlieren.

Produkte, die das Biozid Dimethylfumarat (DMF) enthalten, dürfen gemäß der Kommissionsentscheidung 2009/251/EG nicht mehr in den Verkehr gebracht oder auf dem Markt bereitgestellt werden.

Der VDE-Zeichengenehmigungsausweis wird ausschließlich auf der ersten Seite unterzeichnet.

### **Approval to use the legally protected Mark of the VDE as shown on the first page:**

*Basis for the use are the general terms and conditions of the VDE Testing and Certification Institute ([www.vde.com\terms-institute](http://www.vde.com\terms-institute)). The right to use the mark is granted only to the mentioned company with the named places of manufacture and the listed products with the related type references. The place of manufacture shall be equipped in a way that a constant manufacturing of the certified construction is assured.*

*The approval is valid as long as the VDE specifications are in force, on which the certification is based on, unless it is withdrawn according to the VDE Testing and Certification Procedure (PM102E).*

*The validity period of a VDE-GS-Mark Approval may be prolonged on request. In case of changes in legal and / or normative requirements, the validity period of a VDE-GS-Mark Approval may be shortened.*

*Products containing the biocide dimethylfumarate (DMF) may not be marketed or made available on the EC market according to the Commission Decision 2009/251/EC.*

*The approval is solely signed on the first page.*

# Kitemark™ Certificate

This is to certify that:

Suzhou Walter Electronic Co., Ltd  
Fenhu Technic Development Zone  
Wujiang  
Jiang Su Province  
China

Holds Certificate Number:

KM 70911

In respect of:

**BS EN 60127**  
**Cartridge fuse-links**

This issues the right and licence to use the Kitemark in accordance with the Kitemark Terms and Conditions governing the use of the Kitemark, as may be updated from time to time by BSI Assurance UK Ltd (the "Conditions"). All defined terms in this Certificate shall have the same meaning as in the Conditions.

The use of the Kitemark is authorized in respect of the Product(s) detailed on this Certificate provided at or from the above address.

0755 28100016  
上海华通科技

For and on behalf of BSI:

Chris Lewis - Certification Director, Product Certification

First Issued: 2003-02-21

Latest Issue: 2020-10-20

Effective Date: 2020-10-20

Expiry Date: 2023-11-01

Page: 1 of 6



...making excellence a habit.™

# Kitemark™ Certificate

No. KM 70911

## BS EN 60127-2:2014 (BS EN 60127-1:2006 + A2:2015) Standard Sheet 2 Fuse-links

Type: FSD Quick-acting, low breaking capacity		
Type Ref	Rating	Reference Report
FSD	F 200 mA L 250 V	0150179/01 (SE-20054), 2003-0028 & 8071524 (GJW2013-3563BSI)
FSD	F 250 mA L 250 V	0150179/01 (SE-20054), 2003-0028 & 8071524 (GJW2013-3563BSI)
FSD	F 315 mA L 250 V	0150179/01 (SE-20054), 2003-0028 & 8071524 (GJW2013-3563BSI)
FSD	F 400 mA L 250 V	0150179/01 (SE-20054), 2003-0028 & 8071524 (GJW2013-3563BSI)
FSD	F 500 mA L 250 V	0150179/01 (SE-20054), 2003-0028 & 8071524 (GJW2013-3563BSI)
FSD	F 630 mA L 250 V	0150179/01 (SE-20054), 2003-0028 & 8071524 (GJW2013-3563BSI)
FSD	F 800 mA L 250 V	0150179/01 (SE-20054), 2003-0028 & 8071524 (GJW2013-3563BSI)
FSD	F 1.00 A L 250 V	0150179/01 (SE-20054), 2003-0028 & 8071524 (GJW2013-3563BSI)
FSD	F 1.25 A L 250 V	0150179/01 (SE-20054), 2003-0028 & 8071524 (GJW2013-3563BSI)
FSD	F 1.60 A L 250 V	0150179/01 (SE-20054), 2003-0028 & 8071524 (GJW2013-3563BSI)
FSD	F 2.00 A L 250 V	0150179/01 (SE-20054), 2003-0028 & 8071524 (GJW2013-3563BSI)
FSD	F 2.50 A L 250 V	0150179/01 (SE-20054), 2003-0028 & 8071524 (GJW2013-3563BSI)
FSD	F 3.15 A L 250 V	0150179/01 (SE-20054), 2003-0028 & 8071524 (GJW2013-3563BSI)
FSD	F 4.00 A L 250 V	0150179/01 (SE-20054), 2003-0028 & 8071524 (GJW2013-3563BSI)
FSD	F 5.00 A L 250 V	0150179/01 (SE-20054), 2003-0028 & 8071524 (GJW2013-3563BSI)
FSD	F 6.30 A L 250 V	0150179/01 (SE-20054), 2003-0028 & 8071524 (GJW2013-3563BSI)

First Issued: 2003-02-21  
Latest Issue: 2020-10-20

Effective Date: 2020-10-20  
Expiry Date: 2023-11-01

Page: 3 of 6

This certificate has been issued by and remains the property of BSI Assurance UK Ltd, Kitemark Court, Davy Avenue, Knowlhill, Milton Keynes MK5 8PP, United Kingdom and should be returned immediately upon request.  
To check its validity telephone +44 (0) 345 080 9000. An electronic certificate can be authenticated [online](#).



# 强制性认证产品符合性自我声明



自我声明编号: 2020970207000226

苏州华德电子有限公司(生产者) 确认知晓《强制性产品认证自我声明实施规则》以及相关产品强制性认证实施规则的要求, 对本声明承担全部法律责任。

苏州华德电子有限公司(生产者) 声明以下产品已按照《强制性产品认证自我声明实施规则》以及相关产品强制性认证实施规则的要求进行检测, 符合相关标准要求; 自本声明签署之日起, 生产和销售的产品持续符合以下标准与实施规则的要求; 保存本声明涉及的技术文档至少10年; 正确使用强制性产品认证标志; 如产品或其符合性信息发生变更, 将及时更新技术文档并报送产品变更信息。

生产者名称: 苏州华德电子有限公司  
生产者地址: 江苏省苏州市吴江区汾湖经济技术开发区(芦墟)  
依据的强制性产品认证规则: CNCA-00C-008: 2019 强制性产品认证实施规则自我声明  
产品名称: 管状熔断体; 带引线管状熔断体  
产品系列、型号、规格: 见附件  
依据的标准: GB/T9364.1-2015; GB/T9364.2-2018  
生产企业名称: 苏州华德电子有限公司  
生产企业地址: 江苏省吴江汾湖经济开发区新黎路99号

顺海科技  
0755-28100016

联系人: 杜技伟  
电话: 0769-87772561 (Ext. 134)  
电子邮箱: td.chiang@walterfuse.com  
指定签字人: 杜技伟

自我声明时间: 2020-08-31  
自我声明地点: 苏州  
生产者签章: 程



注: 有关本声明信息真伪可登录全国认证认可信息公共服务平台 (cx.cnca.cn) 或扫描右上角二维码查询。



# 强制性认证产品符合性自我声明(附页)



自我声明编号: 2020970207000226

产品系列、型号、规格(本自我声明基于强制性产品认证证书2002010207006696转换, 以下内容同原证书附件):

产品名称: 管状熔断体; 带引线管状熔断体

型号: FSD F200mAL250V、FSD F250mAL250V、FSD F315mAL250V、FSD F400mAL250V、FSD F500mAL250V、FSD F630mAL250V、FSD F800mAL250V、FSD F1AL250V、FSD F1.25AL250V、FSD F1.6AL250V、FSD F2AL250V、FSD F2.5AL250V、FSD F3.15AL250V、FSD F4AL250V、FSD F5AL250V、FSD F6.3AL250V; FSD F200mAL250V、FSD F250mAL250V、FSD F315mAL250V、FSD F400mAL250V、FSD F500mAL250V、FSD F630mAL250V、FSD F800mAL250V、FSD F1AL250V、FSD F1.25AL250V、FSD F1.6AL250V、FSD F2AL250V、FSD F2.5AL250V、FSD F3.15AL250V、FSD F4AL250V、FSD F5AL250V、FSD F6.3AL250V

顺海科技  
0755-28100016

联系人: 杜技伟  
电话: 0769-87772561 (Ext. 134)  
电子邮箱: td.chiang@walterfuse.com  
指定签字人: 杜技伟

自我声明时间: 2020-08-31  
自我声明地点: 苏州  
生产者签章: 程伟



注: 有关本声明信息真伪可登录全国认证认可信息公共服务平台 (cx.cnca.cn) 或扫描右上角二维码查询。



# 产品认证证书

证书编号：CQC11012062192

## 申请人名称及地址

苏州华德电子有限公司  
江苏省吴江市汾湖经济技术开发区(芦墟)

## 制造商名称及地址

苏州华德电子有限公司  
江苏省吴江市汾湖经济技术开发区(芦墟)

## 生产企业名称及地址

苏州华德电子有限公司(V005437)  
江苏省吴江汾湖经济开发区新黎路99号

## 产品名称和系列、规格、型号

特殊应用的小型熔断体(管状)；特殊应用的小型熔断体(带引线管状)

FSD 8A a.c. 250V、FSD 10A a.c. 250V(额定分断能力：10In，主要尺寸：Φ5.2mm×20mm)；FSD 8A a.c. 250V、FSD 10A a.c. 250V(额定分断能力：10In，主要尺寸：Φ5.2mm×20mm)

## 产品标准和技术要求

GB/T 9364.1-2015;GB/T 9364.7-2016

## 认证模式

产品型式试验+初次工厂检查+获证后监督

上述产品符合 CQC11-462125-2018 认证规则的要求，特发此证。

发证日期：2019年09月24日

本证书的有效性依据发证机构的定期监督获得保持。

本证书为变更证书，证书首次颁发日期：2011年10月24日

主任：陆梅



## 中国质量认证中心

中国·北京·南四环西路188号9区100070

<http://www.cqc.com.cn>

C 0158068



# PRODUCT CERTIFICATE

CERTIFICATE NO.: CQC11012062192

## NAME AND ADDRESS OF THE APPLICANT

Suzhou Walter Electronic Co., Ltd.  
Fenhu Technic Development Zone, Luxu, Wujiang City, Jiangsu

## NAME AND ADDRESS OF THE MANUFACTURER

Suzhou Walter Electronic Co., Ltd.  
Fenhu Technic Development Zone, Luxu, Wujiang City, Jiangsu

## NAME AND ADDRESS OF THE FACTORY

Suzhou Walter Electronic Co., Ltd. (V005437)  
No. 99 Xinli Road, Fenhu Technic Development Zone, Luxu, Wujiang City, Jiangsu

## PRODUCT NAME, MODEL AND SPECIFICATION

Cartridge Fuse-link; Cartridge fuse-links with wire terminations  
FSD 8A a.c. 250V、FSD 10A a.c. 250V (额定分断能力: 10In, 主要尺寸:  $\Phi 5.2\text{mm} \times 20\text{mm}$ ) ; FSD 8A a.c. 250V、FSD 10A a.c. 250V (额定分断能力: 10In, 主要尺寸:  $\Phi 5.2\text{mm} \times 20\text{mm}$ )

## THE STANDARDS AND TECHNICAL REQUIREMENTS FOR THE PRODUCTS

GB/T 9364.1-2015; GB/T 9364.7-2016

## TYPE OF CERTIFICATION SCHEMES

Type Testing of Product + Initial Factory Inspection + Follow up Factory Inspection

This is to certify that the above mentioned product(s) complies with the requirements of certification rules of CQC11-462125-2018 .

Valid from: Sep.24,2019

The validity of the certificate is subject to positive result of the regular follow up inspection by issuing certification body.

Date of original issued: Oct.24,2011

President: \_\_\_\_\_

Lu Mei



## CHINA QUALITY CERTIFICATION CENTRE

Section 9, No. 188, Nansihuan Xilu, Beijing 100070 P.R.China

<http://www.cqc.com.cn>

C 0158068



# 適合同等証明書

Statement of Conformity Assessment

電気用品安全法第8条第1項に規定する技術基準及び同法第9条第2項の経済産業省令で定める基準（法第9条第1項第2号に係る検査に係るものに限る）に適合していることを証明します

I hereby certify that the product mentioned below complies with the technical requirements stipulated in Paragraph 1 of Article 8 of Electrical Appliances and Materials Safety Act (here under referred to as the Act) and the requirements defined by the ordinance of the Ministry of Economy, Trade and Industry based on Paragraph 2 of Article 9 of the Act (limited to Item 2 of Paragraph 1 of Article 9 for Inspection of the Act).

1. 証明書番号: JET2179-31003-2003  
Statement Number
2. 交付年月日: 2020年2月1日  
Effective Date February 1, 2020
3. 有効年月日: 2027年1月31日  
Date of Validity January 31, 2027
4. 申込者名 (Applicant)  
住所: FENHU TECHNIC DEVELOPMENT ZONE WUJIANG, JIANGSU PROVINCE, CHINA  
Address
  
- 氏名又は名称: SUZHOU WALTER ELECTRONIC CO., LTD.  
Name
5. 特定電気用品名: 管形ヒューズ  
Name of Product Cartridge fuses
6. 型式の区分: 別紙のとおり  
Type Classification See attached "Type Classification"
7. 製造工場名 (Manufacturer)  
住所: FENHU TECHNIC DEVELOPMENT ZONE WUJIANG, JIANGSU PROVINCE, CHINA  
Address
  
- 氏名又は名称: SUZHOU WALTER ELECTRONIC CO., LTD.  
Name
8. 適用試験規格: 電気用品の技術上の基準を定める省令の解釈  
Applied Standard for Testing Description of the technical requirements by the METI Ordinance  
別表第十二 J60127-1 (H28) 及び J60127-2 (H28)  
Appendix 12 J60127-1 (H28) and J60127-2 (H28)
9. 適合性検査の方法: (Testing Method for Conformity Assessment)
  - 1) 試験用の特定電気用品については、電気用品の技術上の基準を定める省令の解釈に定める方法  
With respect to testing for Category A products, the testing method is based on the technical requirements of the description of Electrical Appliances and Materials stipulated in the METI Ordinance.
  - 2) 当該特定電気用品に係る届出事業者又は事業場における検査設備については、電気用品安全法施行規則別表第四の検査設備の欄に掲げる検査設備ごとにそれぞれ同表の技術上の基準の欄に掲げる方法  
With respect to inspection facilities required for Category A products at the factory, Testing Method described in the column of the technical requirements for each inspection facilities in the column of inspection facilities is shown in the Appendix 4 of Enforcement Regulations of the Act.

10. 注意事項

- 1) この適合同等証明書は、提出された試験用の電気用品に関して評価を行った上で交付したものであり、同一の型式の区分にある電気用品について電気用品安全法第8条1項に規定する技術基準適合確認の義務を履行したことを示すものではありません。

This Statement of Conformity Assessment, which is issued on the evaluation of the submitted test-use Electrical Appliances and Materials, does not signify that the Obligation to Comply with Requirements, which is prescribed at Paragraph 1 of Article 8 of the Act, is fulfilled on Electrical Appliances and Materials in the same Type Classification.

- 2) この適合同等証明書は、別紙に記載されている型式の区分の範囲内及び区分の組み合わせについてのみに有効です。

This Statement of Conformity Assessment is valid only for Electrical Appliances and Materials within the Type Classifications and their combination as stated in the attached "Type Classification".

順海科技  
0755-28100016

一般財団法人 電気安全環境研究所  
Japan Electrical Safety & Environment technology Laboratories (JET)

理事長 薦田 康久  
President Yasuhisa Komoda

東京都渋谷区代々木5-14-12  
(5-14-12, Yoyogi, Shibuya-ku, Tokyo, Japan)

証明書番号：JET2179-31003-2003

# 適合同等証明書別紙

Statement of Conformity Assessment

## 型式の区分

Type Classification

要素 Factor	区分 Classification
定格電圧 Rated voltage	(2) 125Vを超えるもの Exceeding 125V
定格電流（定格電流表示のあるものの場合に限る。） Rated current (limited to those with rated current markings)	(1) 5 A以下のもの 5A or less
適用電動機の定格容量（定格電流表示のないものの場合に限る。） Rated capacity of applicable motor (limited to those without rated current markings)	—
可溶体の主材料 Fuse element materials	(1) 銀のもの Silver
可溶体の数 Number of fuse elements	(1) 1のもの One
再使用（管形ヒューズを除く。） Reusability (excluding cartridge fuses)	—
内部充てん物 Filler materials	(2) ないもの Without filler materials
筒（内筒を除く。）の材料 Outer cartridge materials	(3) 磁器のもの又はガラスのもの Ceramic or glass
端子 Terminals	(2) 筒形のもの Tubular terminal
排気孔 Exhausting opening	(2) ないもの Without exhausting opening
溶断の表示 Blowout fuse indicator	(2) ないもの Without blowout fuse indicator
用途 Application	(2) 電子機器用のもの For use in electric appliances
定格遮断電流 Rated breaking capacity	(1) 100 A以下のもの 100A or less

証明書番号：JET2179-31003-2003

# 適合同等証明書

Statement of Conformity Assessment

電気用品安全法第8条第1項に規定する技術基準及び同法第9条第2項の経済産業省令で定める基準（法第9条第1項第2号に係る検査に係るものに限る）に適合していることを証明します

I hereby certify that the product mentioned below complies with the technical requirements stipulated in Paragraph 1 of Article 8 of Electrical Appliances and Materials Safety Act (here under referred to as the Act) and the requirements defined by the ordinance of the Ministry of Economy, Trade and Industry based on Paragraph 2 of Article 9 of the Act (limited to Item 2 of Paragraph 1 of Article 9 for Inspection of the Act).

1. 証明書番号: JET2179-31003-2004  
Statement Number
2. 交付年月日: 2020年2月1日  
Effective Date February 1, 2020
3. 有効年月日: 2027年1月31日  
Date of Validity January 31, 2027
4. 申込者名 (Applicant)  
住所: FENHU TECHNIC DEVELOPMENT ZONE WUJIANG, JIANGSU PROVINCE, CHINA  
Address

氏名又は名称: SUZHOU WALTER ELECTRONIC CO., LTD.  
Name

5. 特定電気用品名: 管形ヒューズ  
Name of Product Cartridge fuses
6. 型式の区分: 別紙のとおり  
Type Classification See attached "Type Classification"
7. 製造工場名 (Manufacturer)  
住所: FENHU TECHNIC DEVELOPMENT ZONE WUJIANG, JIANGSU PROVINCE, CHINA  
Address

氏名又は名称: SUZHOU WALTER ELECTRONIC CO., LTD.  
Name

8. 適用試験規格: 電気用品の技術上の基準を定める省令の解釈  
Applied Standard for Testing Description of the technical requirements by the METI Ordinance  
別表第十二 J60127-1 (H28) 及び J60127-2 (H28)  
Appendix 12 J60127-1 (H28) and J60127-2 (H28)

9. 適合性検査の方法: (Testing Method for Conformity Assessment)
  - 1) 試験用の特定電気用品については、電気用品の技術上の基準を定める省令の解釈に定める方法  
With respect to testing for Category A products, the testing method is based on the technical requirements of the description of Electrical Appliances and Materials stipulated in the METI Ordinance.
  - 2) 当該特定電気用品に係る届出事業者又は事業場における検査設備については、電気用品安全法施行規則別表第四の検査設備の欄に掲げる検査設備ごとにそれぞれ同表の技術上の基準の欄に掲げる方法  
With respect to inspection facilities required for Category A products at the factory, Testing Method described in the column of the technical requirements for each inspection facilities in the column of inspection facilities is shown in the Appendix 4 of Enforcement Regulations of the Act.

## 10. 注意事項

- 1) この適合同等証明書は、提出された試験用の電気用品に関して評価を行った上で交付したものであり、同一の型式の区分にある電気用品について電気用品安全法第8条1項に規定する技術基準適合確認の義務を履行したことを示すものではありません。

This Statement of Conformity Assessment, which is issued on the evaluation of the submitted test-use Electrical Appliances and Materials, does not signify that the Obligation to Comply with Requirements, which is prescribed at Paragraph 1 of Article 8 of the Act, is fulfilled on Electrical Appliances and Materials in the same Type Classification.

- 2) この適合同等証明書は、別紙に記載されている型式の区分の範囲内及び区分の組み合わせについてのみ有効です。

This Statement of Conformity Assessment is valid only for Electrical Appliances and Materials within the Type Classifications and their combination as stated in the attached "Type Classification".

順海科技  
0755-28100016

一般財団法人 電気安全環境研究所  
Japan Electrical Safety & Environment technology Laboratories (JET)

理事長 薦田 康久  
President Yasuhisa Komoda

東京都渋谷区代々木5-14-12  
(5-14-12, Yoyogi, Shibuya-ku, Tokyo, Japan)

証明書番号：JET2179-31003-2004

# 適合同等証明書別紙

Statement of Conformity Assessment

## 型式の区分

Type Classification

要素 Factor	区分 Classification
定格電圧 Rated voltage	(2) 125Vを超えるもの Exceeding 125V
定格電流（定格電流表示のあるものの場合に限る。） Rated current (limited to those with rated current markings)	(2) 5Aを超え15A以下のもの Exceeding 5A, and less than or equal to 15A
適用電動機の定格容量（定格電流表示のないものの場合に限る。） Rated capacity of applicable motor (limited to those without rated current markings)	—
可溶体の主材料 Fuse element materials	(1) 銀のもの Silver
可溶体の数 Number of fuse elements	(1) 1のもの One
再使用（管形ヒューズを除く。） Reusability (excluding cartridge fuses)	—
内部充てん物 Filler materials	(2) ないもの Without filler materials
筒（内筒を除く。）の材料 Outer cartridge materials	(3) 磁器のもの又はガラスのもの Ceramic or glass
端子 Terminals	(2) 筒形のもの Tubular terminal
排気孔 Exhausting opening	(2) ないもの Without exhausting opening
溶断の表示 Blowout fuse indicator	(2) ないもの Without blowout fuse indicator
用途 Application	(2) 電子機器用のもの For use in electric appliances
定格遮断電流 Rated breaking capacity	(1) 100A以下のもの 100A or less

証明書番号：JET2179-31003-2004



접수번호 : 09-1920-0781  
(Receipt No.)



# 전기용품안전인증서

## Electrical Appliances Safety Certificate

안전인증번호 : SU05015-9005  
(Certificate No.)

제조업자명 : Suzhou Walter Electronic Co., Ltd.  
(Factory)

대표자명 : Mr. Yen Chun Chang  
(President)

제조공장의소재지 : Fenhu, Technic Development Zone, Luxu Wu Jiang, Jiangsu, P.R.China  
(Factory Address)

제품명 : 소형퓨즈(Cartridge fuse-links)  
(Product)

기본모델명 : FSD 200mA  
(Basic Model)

정격 : AC250V, 200mA  
(Rating)

파생모델명 : See the attachment 2  
(Series Model)

적용기준 : K60127-1, K60127-2  
(Standard)

「전기용품안전 관리법 시행규칙」 제6조제2항에 따라 위의 전기용품에 대하여 안전인증서를 발급합니다.

We Issue Electrical Appliances Safety Certification as above product by Article 6 Section 2 of the Electrical Appliances Safety Control Law Enforcement Regulation.

2009년 03월 09일  
year month day

**kti**

한국산업기술시험원  
KOREA TESTING LABORATORY



\* 이 인증서는 「전기용품안전 관리법」에 따른 전기용품 안전성 확인에 한정된 것이며, 그 밖의 다른 법률이 적용되는 제품의 경우에는 해당 법률에 따라 추가로 인증·허가 등을 받아야 합니다.

- 첨부 : 1. 안전관리부품 및 재질목록 (List of Critical Components)  
(Annex) 2. 기본모델·파생모델의 내용 (General Descriptions of Certified Products)  
3. 전기용품안전인증의 변경 현황 (Status of Certificate Revisions)

□ 첨부 2 : 기본모델 · 파생모델의 내용  
General description of Certified Products

파생모델명 Derivative model	기본모델과의 차이점 Differences between the basic and derivative model(s)
FSD 200mA (with pigtails)	Lead wire type(pigtails)
FSD 250mA	Rated current is changed(AC250V 250mA)
FSD 250mA(with pigtails)	Rated current is changed(AC250V 250mA), Lead wire type(pigtails)
FSD 315mA	Rated current is changed(AC250V 315mA)
FSD 315mA(with pigtails)	Rated current is changed(AC250V 315mA), Lead wire type(pigtails)
FSD 400mA	Rated current is changed(AC250V 400mA)
FSD 400mA(with pigtails)	Rated current is changed(AC250V 400mA), Lead wire type(pigtails)
FSD 500mA	Rated current is changed(AC250V 500mA)
FSD 500mA(with pigtails)	Rated current is changed(AC250V 500mA), Lead wire type(pigtails)
FSD 630mA	Rated current is changed(AC250V 630mA)
FSD 630mA(with pigtails)	Rated current is changed(AC250V 630mA), Lead wire type(pigtails)
FSD 800mA	Rated current is changed(AC250V 800mA)
FSD 800mA(with pigtails)	Rated current is changed(AC250V 800mA), Lead wire type(pigtails)
제품특기사항 및 시험조건 Remarks & Test conditions	
1. Test report Ref. No. : 09-1920-0781 (2009.03.05.)  2. Products Description - MINIATURE FUSE - Standard sheet 2 - Quick-acting - Low-breaking capacity - F200mAL 250 V, 35A	
□ 본 제품의 시험내용에 관하여 문의하실 사항이 있으시면 아래 연락처로 문의하시기 바랍니다. 시험담당자 : 디지털산업본부 전자부품센터 조인철 / (02)860-1425 □ If you have any question on product testing, please contact the person below : Job holder : Digital Industry Division Electric Components Center, INCHUL CHO/+82 2 8601-425	

FP511-09-00



접수번호 : 09-1920-0777  
(Receipt No.)



# 전기용품안전인증서

## Electrical Appliances Safety Certificate

안전인증번호 : SU05015-9001  
(Certificate No.)

제조업자명 : Suzhou Walter Electronic Co., Ltd.  
(Factory)

대표자명 : Mr. Yen Chun Chang  
(President)

제조공장의소재지 : Fenhu, Technic Development Zone, Luxu Wu Jiang, Jiangsu,  
(Factory Address) P.R.China

제품명 : 소형퓨즈(Cartridge fuse-links)  
(Product)

기본모델명 : FSD 1A  
(Basic Model)

정격 : AC250V, 1A  
(Rating)

파생모델명 : See the attachment 2  
(Series Model)

적용기준 : K60127-1, K60127-2  
(Standard)

「전기용품안전 관리법 시행규칙」 제6조제2항에 따라 위의 전기용품에 대하여 안전인증서를 발급합니다.

We Issue Electrical Appliances Safety Certification as above product by Article 6 Section 2 of the Electrical Appliances Safety Control Law Enforcement Regulation.

2009년 03월 09일  
year month day

**ktl**

한국산업기술시험원

KOREA TESTING LABORATORY



※ 이 인증서는 「전기용품안전 관리법」에 따른 전기용품 안전성 확인에 한정된 것이며, 그 밖의 다른 법률이 적용되는 제품의 경우에는 해당 법률에 따라 추가로 인증·허가 등을 받아야 합니다.

- 첨부 : 1. 안전관리부품 및 재질목록 (List of Critical Components)  
(Annex) 2. 기본모델·파생모델의 내용 (General Descriptions of Certified Products)  
3. 전기용품안전인증의 변경 현황 (Status of Certificate Revisions)

□ 첨부 2 : 기본모델 · 파생모델의 내용  
General description of Certified Products

파생모델명 Derivative model	기본모델과의 차이점 Differences between the basic and derivative model(s)
FSD 1A (with pigtails)	Lead wire type(pigtails)
FSD 1.25A	Rated current is changed(AC250V 1.25A)
FSD 1.25A(with pigtails)	Rated current is changed(AC250V 1.25A), Lead wire type(pigtails)
FSD 1.6A	Rated current is changed(AC250V 1.6A)
FSD 1.6A(with pigtails)	Rated current is changed(AC250V 1.6A), Lead wire type(pigtails)
FSD 2A	Rated current is changed(AC250V 2A)
FSD 2A(with pigtails)	Rated current is changed(AC250V 2A), Lead wire type(pigtails)
FSD 2.5A	Rated current is changed(AC250V 2.5A)
FSD 2.5A(with pigtails)	Rated current is changed(AC250V 2.5A), Lead wire type(pigtails)
제품특기사항 및 시험조건 Remarks & Test conditions	
<p>1. Test report Ref. No. : 09-1920-0777 (2009.03.05.)</p> <p>2. Products Description</p> <ul style="list-style-type: none"> <li>- MINIATURE FUSE</li> <li>- Standard sheet 2</li> <li>- Quick-acting</li> <li>- Low-breaking capacity</li> <li>- F1AL 250 V, 35A</li> </ul>	
<p>□ 본 제품의 시험내용에 관하여 문의하실 사항이 있으시면 아래 연락처로 문의하시기 바랍니다. 시험담당자 : 디지털산업본부 전자부품센터 조인철 / (02)860-1425</p> <p>□ If you have any question on product testing, please contact the person below : Job holder : Digital Industry Division Electric Components Center, INCHUL CHO/+82 2 8601-425</p>	

FP511-09-00

접수번호 : 09-1920-0779  
(Receipt No.)



# 전기용품안전인증서

## Electrical Appliances Safety Certificate

안전인증번호 : SU05015-9003  
(Certificate No.)

제조업자명 : Suzhou Walter Electronic Co., Ltd.  
(Factory)

대표자명 : Mr. Yen Chun Chang  
(President)

제조공장의소재지 : Fenhu, Technic Development Zone, Luxu Wu Jiang, Jiangsu,  
(Factory Address) P.R.China

제품명 : 소형퓨즈(Cartridge fuse-links)  
(Product)

기본모델명 : FSD 3.15A  
(Basic Model)

정격 : AC250V, 3.15A  
(Rating)

파생모델명 : See the attachment 2  
(Series Model)

적용기준 : K60127-1, K60127-2  
(Standard)

「전기용품안전 관리법 시행규칙」 제6조제2항에 따라 위의 전기용품에 대하여 안전인증서를 발급합니다.

We Issue Electrical Appliances Safety Certification as above product by Article 6 Section 2 of the Electrical Appliances Safety Control Law Enforcement Regulation.

2009년 03월 09일  
year month day

**ktl**

한국산업기술시험원  
KOREA TESTING LABORATORY



※ 이 인증서는 「전기용품안전 관리법」에 따른 전기용품 안전성 확인에 한정된 것이며, 그 밖의 다른 법률이 적용되는 제품의 경우에는 해당 법률에 따라 추가로 인증·허가 등을 받아야 합니다.

첨부 : 1. 안전관리부품 및 재질목록 (List of Critical Components)  
(Annex) 2. 기본모델·파생모델의 내용 (General Descriptions of Certified Products)  
3. 전기용품안전인증의 변경 현황 (Status of Certificate Revisions)

□ 첨부 2 : 기본모델 · 파생모델의 내용  
General description of Certified Products

파생모델명 Derivative model	기본모델과의 차이점 Differences between the basic and derivative model(s)
FSD 3.15A (with pigtails)	Lead wire type(pigtails)
FSD 4A	Rated current and breaking capacity is changed(AC250V 4A, 40A)
FSD 4A(with pigtails)	Rated current and breaking capacity is changed(AC250V 4A, 40A), Lead wire type(pigtails)
FSD 5A	Rated current and breaking capacity is changed(AC250V 5A, 50A)
FSD 5A(with pigtails)	Rated current and breaking capacity is changed(AC250V 5A, 50A), Lead wire type(pigtails)
FSD 6.3A	Rated current and breaking capacity is changed(AC250V 6.3A, 63A)
FSD 6.3A(with pigtails)	Rated current and breaking capacity is changed(AC250V 6.3A, 63A), Lead wire type(pigtails)
제품특기사항 및 시험조건 Remarks & Test conditions	
<p>1. Test report Ref. No. : 09-1920-0779 (2009.03.05.)</p> <p>2. Products Description</p> <ul style="list-style-type: none"> <li>- MINIATURE FUSE</li> <li>- Standard sheet 2</li> <li>- Quick-acting</li> <li>- Low-breaking capacity</li> <li>- F3.15AL 250 V, 35A</li> </ul>	
<p>□ 본 제품의 시험내용에 관하여 문의하실 사항이 있으시면 아래 연락처로 문의하시기 바랍니다. 시험담당자 : 디지털산업본부 전자부품센터 조인철 / (02)860-1425</p> <p>□ If you have any question on product testing, please contact the person below : Job holder : Digital Industry Division Electric Components Center, INCHUL CHO/+82 2 8601-425</p>	

FP511-09-00



접수번호 : 09-1920-0778  
(Receipt No.)



# 전기용품안전인증서

## Electrical Appliances Safety Certificate

안전인증번호 : SU05015-9002  
(Certificate No.)

제조업자명 : Suzhou Walter Electronic Co., Ltd.  
(Factory)

대표자명 : Mr. Yen Chun Chang  
(President)

제조공장의소재지 : Fenhu, Technic Development Zone, Luxu Wu Jiang, Jiangsu,  
(Factory Address) P.R.China

제품명 : 소형퓨즈(Cartridge fuse-links)  
(Product)

기본모델명 : FSD 8A  
(Basic Model)

정격 : AC250V, 8A  
(Rating)

파생모델명 : FSD 8A(with pigtails), FSD 10A, FSD 10A(with pigtails)  
(Series Model)

적용기준 : K60127-1, K60127-2  
(Standard)

「전기용품안전 관리법 시행규칙」 제6조제2항에 따라 위의 전기용품에 대하여 안전인증서를 발급합니다.

We Issue Electrical Appliances Safety Certification as above product by Article 6 Section 2 of the Electrical Appliances Safety Control Law Enforcement Regulation.

2009년 03월 09일  
year month day

**ktl**

한국산업기술시험원  
KOREA TESTING LABORATORY



※ 이 인증서는 「전기용품안전 관리법」에 따른 전기용품 안전성 확인에 한정된 것이며, 그 밖의 다른 법률이 적용되는 제품의 경우에는 해당 법률에 따라 추가로 인증·허가 등을 받아야 합니다.

- 첨부 : 1. 안전관리부품 및 재질목록 (List of Critical Components)  
(Annex) 2. 기본모델·파생모델의 내용 (General Descriptions of Certified Products)  
3. 전기용품안전인증의 변경 현황 (Status of Certificate Revisions)

**첨부 2 : 기본모델 · 파생모델의 내용**  
General description of Certified Products

파생모델명 Derivative model	기본모델과의 차이점 Differences between the basic and derivative model(s)
FSD 8A (with pigtails)	Lead wire type(pigtails)
FSD 10A	Rated current and breaking capacity is changed(AC250V 10A, 100A)
FSD 10A(with pigtails)	Rated current and breaking capacity is changed(AC250V 10A, 100A), Lead wire type(pigtails)
제품특기사항 및 시험조건 Remarks & Test conditions	
<p>1. Test report Ref. No. : 09-1920-0778 (2009.03.05.)</p> <p>2. Products Description</p> <ul style="list-style-type: none"> <li>- MINIATURE FUSE</li> <li>- Standard sheet 2</li> <li>- Quick-acting</li> <li>- Low-breaking capacity</li> <li>- F8AL 250 V, 80A</li> </ul>	
<p><input type="checkbox"/> 본 제품의 시험내용에 관하여 문의하실 사항이 있으시면 아래 연락처로 문의하시기 바랍니다. 시험담당자 : 디지털산업본부 전자부품센터 조인철 / (02)860-1425</p> <p><input type="checkbox"/> If you have any question on product testing, please contact the person below : Job holder : Digital Industry Division Electric Components Center, INCHUL CHO/+82 2 8601-425</p>	

FP511-09-00

**첨부 3 : 전기용품안전인증의 변경 현황**  
Status of Certificate Revisions

변경발급 내용 Contents of Certificate Revisions
Not applicable

FP511-11-00

접수번호 : 09-1920-0780  
(Receipt No.)



# 전기용품안전인증서

## Electrical Appliances Safety Certificate

안전인증번호 : SU05015-9004  
(Certificate No.)

제조업자명 : Suzhou Walter Electronic Co., Ltd.  
(Factory)

대표자명 : Mr. Yen Chun Chang  
(President)

제조공장위치 : Fenhu, Technic Development Zone, Luxu Wu Jiang, Jiangsu,  
(Factory Address) P.R.China

제품명 : 소형퓨즈(Cartridge fuse-links)  
(Product)

기본모델명 : FSD 12A  
(Basic Model)

정격 : AC250V, 12A  
(Rating)

파생모델명 : FSD 12A(with pigtails), FSD 15A, FSD 15A(with pigtails)  
(Series Model)

적용기준 : K60127-1, K60127-2  
(Standard)

「전기용품안전 관리법 시행규칙」 제6조제2항에 따라 위의 전기용품에 대하여 안전인증서를 발급합니다.

We Issue Electrical Appliances Safety Certification as above product by Article 6 Section 2 of the Electrical Appliances Safety Control Law Enforcement Regulation.

2009년 03월 09일  
year month day



한국산업기술시험원  
KOREA TESTING LABORATORY



※ 이 인증서는 「전기용품안전 관리법」에 따른 전기용품 안전성 확인에 한정된 것이며, 그 밖의 다른 법률이 적용되는 제품의 경우에는 해당 법률에 따라 추가로 인증·허가 등을 받아야 합니다.

- 첨부 : 1. 안전관리부품 및 재질목록 (List of Critical Components)  
(Annex) 2. 기본모델·파생모델의 내용 (General Descriptions of Certified Products)  
3. 전기용품안전인증의 변경 현황 (Status of Certificate Revisions)

**첨부 2 : 기본모델 · 파생모델의 내용**  
General description of Certified Products

파생모델명 Derivative model	기본모델과의 차이점 Differences between the basic and derivative model(s)
FSD 12A (with pigtails)	Lead wire type(pigtails)
FSD 15A	Rated current and breaking capacity is changed(AC250V 15A, 150A)
FSD 15A(with pigtails)	Rated current and breaking capacity is changed(AC250V 15A, 150A), Lead wire type(pigtails)
제품특기사항 및 시험조건 Remarks & Test conditions	
<p>1. Test report Ref. No. : 09-1920-0780 (2009.03.05.)</p> <p>2. Products Description</p> <ul style="list-style-type: none"> <li>- MINIATURE FUSE</li> <li>- Standard sheet 2</li> <li>- Quick-acting</li> <li>- Low-breaking capacity</li> <li>- F12AL 250 V, 120A</li> </ul> <p><input type="checkbox"/> 본 제품의 시험내용에 관하여 문의하실 사항이 있으시면 아래 연락처로 문의하시기 바랍니다. 시험담당자 : 디지털산업본부 전자부품센터 조인철 / (02)860-1425</p> <p><input type="checkbox"/> If you have any question on product testing, please contact the person below : Job holder : Digital Industry Division Electric Components Center, INCHUL CHO/+82 2 8601-425</p>	

FP511-09-00

**첨부 3 : 전기용품안전인증의 변경 현황**  
Status of Certificate Revisions

변경발급 내용 Contents of Certificate Revisions:
Not applicable

FP511-11-00